



Student Aadhar Details - User Manual

1.Login page:

Step 1.1: Login using Register number, password and verification code.

Step 1.2: Click the submit button.



Search >>


Information @ your Desktop

Welcome! Here is the part of information that you need from the university.

Whether your academic performance details, time table, exam time table, earned credits, financial details or communicating with university, You can access your University account 24 hours a day, 7 days a week, 365 days a year.

Just log on to your account with the Register number as user name and date of birth as password at first time and you are ready to go.

First time User? [You must set your password]
If you are a Student and this is your first login, you must use your Register number/StudentID (you may get it from your admission letter and receipt), with your date of birth [Format ddmmyyyy E.g. 03121990]
If you are a Registered user, please enter your Register number/StudentID and password to login.



Register Number/Student Id	<input type="text" value="iamalsouser"/>	 Center for Skill Development (CSD)
Password	<input type="password" value="12h9g0"/>	
Verification Code	<input type="text" value="12h9g0"/>	
<input type="button" value="Submit"/>		

[Visit Group Sites](#)

Copyright © 2007. All Rights Reserved. SRM University
Website Developed by: Firstline Infotech Pvt. Ltd.

2. Home Page:

Step 2.1: Click on Aadhar Update link and enter your Aadhar Number in the text box.



Search >>

Home | Logout

STUDENT AADHAR DETAILS

Note 1: This is a one time process. No modification is permitted.
Note 2: Upload your Aadhar card front page as Image file (JPG or PNG or GIF) Size should be upto 300kb
Note 3: For any change in the details, contact your College office


UPLOAD YOUR AADHAR CARD DETAILS

Student Name	<input type="text" value="StudentName"/>
Register Number	<input type="text" value="12345"/>
Program	<input type="text" value="B.Tech.Automobile Engineering"/>
Aadhar Number	<input type="text"/> <input type="text"/> <input type="text"/>
Aadhar Image	<input type="button" value="Browse..."/> No file selected.
<input type="button" value="Submit"/>	


My Info

- StudentName
- B.Tech.Automobile Engineering
- Faculty of Engineering and Technology, Kattankulathur (SRM Institute of Science and Technology)

Step 2.2: Click 'Browse' to upload your Aadhar Image.



SRM UNIVERSITY
(Under section 3 of UGC Act 1956)



Home | Logout

Search

>>

- Profiles
- Academic
 - Financial Details
 - Exam Absents
 - Malpractice
 - Social Misbehavior Details
 - My Library Membership
 - Aadhar Update **NEW**
- Feedback
- Student Payment
 - Student Subject Enrollment - Core

STUDENT AADHAR DETAILS

Note 1: This is a one time process. No modification is permitted.

Note 2: Upload your Aadhar card front page as Image file (JPG or PNG or GIF) Size should be upto 300kb

Note 3: For any change in the details, contact your College office


UPLOAD YOUR AADHAR CARD DETAILS

Student Name	StudentName		
Register Number	12345		
Program	B.Tech.Automobile Engineering		
Aadhar Number	1234	5678	1234
Aadhar Image	Browse...	No file selected.	
<input type="button" value="Submit"/>			

My Info

- StudentName
- B. Tech. Automobile Engineering
- Faculty of Engineering and Technology, Kattankulathur (SRM Institute of Science and Technoloov)

Step 2.3: Click 'Submit' to submit your Aadhar details.



SRM UNIVERSITY
(Under section 3 of UGC Act 1956)


Home | Logout

STUDENT AADHAR DETAILS

Note 1: This is a one time process. No modification is permitted.
Note 2: Upload your Aadhar card front page as Image file (JPG or PNG or GIF) Size should be upto 300kb
Note 3: For any change in the details, contact your College office

UPLOAD YOUR AADHAR CARD DETAILS

Student Name	StudentName
Register Number	12345
Program	B.Tech.Automobile Engineering
Aadhar Number	<input type="text" value="1234"/> <input type="text" value="5678"/> <input type="text" value="1234"/>
Aadhar Image	<input type="button" value="Browse..."/> aadharimage.jpg




Confirm
Are You Sure, Want to Submit Your Data?

My Info

- StudentName
- B.Tech.Automobile Engineering
- Faculty of Engineering and

Step 2.3.1: Click ok to confirm your Aadhar details submission.

Step 2.3.2: Click 'Cancel' to edit your Details.



SRM UNIVERSITY
(Under section 3 of UGC Act 1956)

Home | Logout


STUDENT AADHAR DETAILS

Note 1: This is a one time process. No modification is permitted.
Note 2: Upload your Aadhar card front page as Image file (JPG or PNG or GIF) Size should be upto 300kb

Confirm

Are You Sure, Want to Submit Your Data?

Program	B.Tech.Automobile Engineering
Aadhar Number	<input type="text" value="1234"/> <input type="text" value="5678"/> <input type="text" value="1234"/>
Aadhar Image	<input type="button" value="Browse..."/> aadharimage.jpg

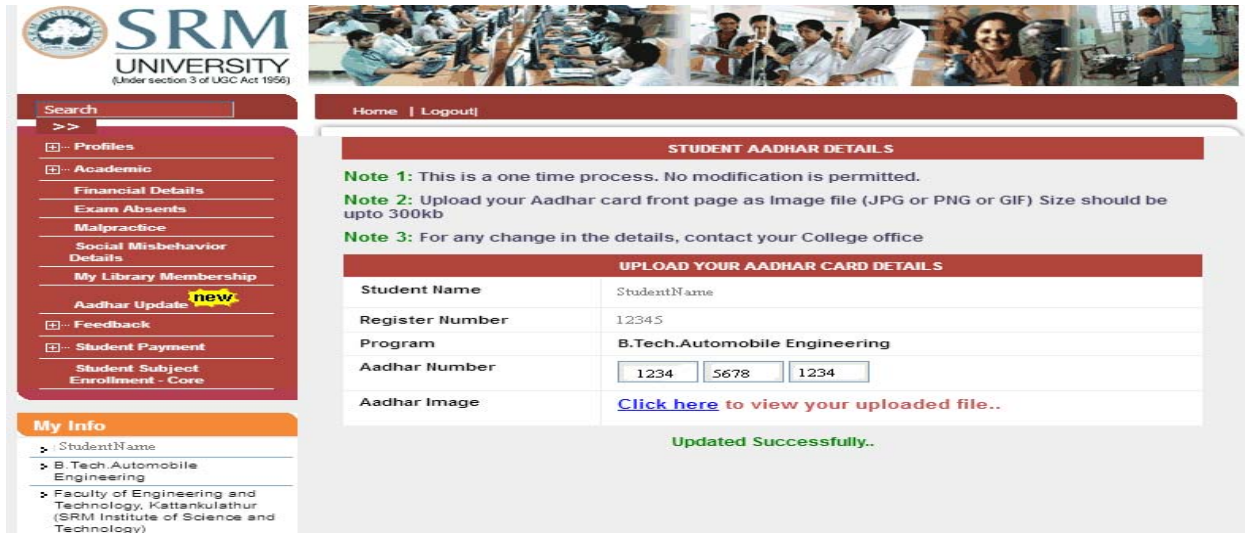


My Info

- RISHAB GUPTA
- B.Tech.Automobile Engineering
- Faculty of Engineering and Technology, Kattankulathur (SRM Institute of Science and

Step 2.4: If already submitted, view your Aadhar details by clicking on the Aadhar Update link.

Step 2.4.1: Click 'Click here' option to View the uploaded Aadhar image.



The screenshot displays the SRM University student portal interface. At the top left is the SRM University logo with the text "SRM UNIVERSITY (Under section 3 of UGC Act 1956)". To the right is a banner image showing students in a classroom. Below the logo is a navigation menu with options like "Profiles", "Academic", "Financial Details", "Exam Absents", "Malpractice", "Social Misbehavior Details", "My Library Membership", "Aadhar Update" (marked with a "new" badge), "Feedback", "Student Payment", and "Student Subject Enrollment - Core".

The main content area is titled "STUDENT AADHAR DETAILS" and includes three notes:

- Note 1:** This is a one time process. No modification is permitted.
- Note 2:** Upload your Aadhar card front page as Image file (JPG or PNG or GIF) Size should be upto 300kb
- Note 3:** For any change in the details, contact your College office

Below the notes is a section titled "UPLOAD YOUR AADHAR CARD DETAILS" with a form:

Student Name	StudentName
Register Number	12345
Program	B.Tech.Automobile Engineering
Aadhar Number	<input type="text" value="1234"/> <input type="text" value="5678"/> <input type="text" value="1234"/>
Aadhar Image	Click here to view your uploaded file..

At the bottom of the form area, a green message states "Updated Successfully..".