

2014-15

# Annual Quality Assurance Report (AQAR)



SRM INSTITUTE OF SCIENCE AND TECHNOLOGY

(NAAC Track ID. 14919)

(Under section 3 of UGC Act 1956)

Kattankulathur,  
Kancheepuram District  
Tamilnadu,  
603203  
([www.srmuniv.ac.in](http://www.srmuniv.ac.in))



**SRM INSTITUTE OF SCIENCE AND TECHNOLOGY**  
(Deemed to be University under section 3 of UGC Act 1956)  
([www.srmuniv.ac.in](http://www.srmuniv.ac.in))

**Annual Quality Assurance Report (AQAR) of the IQAC**

**2014-15**

**PART – A**

**1. Details of the Institution**

1.1 Name of the Institution	SRM institute of Science and Technology
1.2 Address Line 1	SRM Nagar
Address Line 2	Kattankulathur, Kancheepuram District
City/Town	Chennai
State	Tamilnadu
Pin Code	603203
Institution e-mail address	registrar@srmuniv.ac.in
Contact Nos.	044-27452270
Name of the Head of the Institution:	Dr. Prabir Kumar Bagchi
Tel. No. with STD Code:	044-2745 7005
Mobile:	9940036002
Name of the IQAC Co-ordinator:	Prof. G. Augustine Maniraj Pandian
Mobile:	8754593529
IQAC e-mail address:	pcoordinator.iqac@ktr.srmuniv.ac.in
1.3 NAAC Track ID(For ex. MHCOGN 18879)	14919
1.4 NAAC Executive Committee No. & Date: (For Example EC/32/A&A/143 dated 3-5-2004. This EC no.is available in the right corner- bottom of your institution's Accreditation Certificate)	EC/RAR/62/115 dated 5th January 2013
1.5 Website address	<a href="http://www.srmuniv.ac.in">www.srmuniv.ac.in</a>
Web-link of the AQAR:	<a href="http://www.srmuniv.ac.in/iqac/internal-quality-assurance-cell">http://www.srmuniv.ac.in/iqac/internal-quality-assurance-cell</a>

### 1.6 Accreditation Details

Sl. No.	Cycle	Grade	CGPA	Year of Accreditation	Validity Period
1	1 <sup>st</sup> Cycle	B+	NA	2006	5 years
2	2 <sup>nd</sup> Cycle	A	3.5	2013	5 years
3	3 <sup>rd</sup> Cycle	Not Applicable	Not Applicable	Not Applicable	Not Applicable
4	4 <sup>th</sup> Cycle	Not Applicable	Not Applicable	Not Applicable	Not Applicable

1.7 Date of Establishment of IQAC	06 /07/2007
1.8 AQAR for the year( <i>for example 2010-11</i> )	2014-15
1.9 Details of the previous year's AQAR submitted to NAAC after the latest Assessment and Accreditation by NAAC - <i>AQAR 2013-14 submitted to NAAC on 23-02-2015</i> )	
(i) AQAR for 2013-14 was submitted to NAAC on <i>23-02-2015</i>	

1.10 Institutional status						
University	State	Central	Deemed	Private		
	--	--	✓	--		
	Yes		No			
Affiliated College	--		✓			
Constituent College	--		✓			
Autonomous College of UGC	--		✓			
Regulatory Agency approved Institution (eg. AICTE, BCI, MCI, PCI, NCI)	✓		--			
Type of Institution	Co-education	Men	Women	Urban	Rural	Tribal
	✓	--	--	--	✓	--

Financial Status	Grant-in-aid	UGC 2(f)	UGC 12B	Grant-in-aid +Self Financing	Totally Self-financing
	--	--	--	--	✓
1.11 Type of Faculty/Programme	Arts	Science	Commerce	Law	PEI(Phys Edu)
	✓	✓	✓	✓	✓
	TEI (Edu)	Engineering	Health Science	Management	Others(Specify)
	✓	✓	✓	✓	--
1.12 Name of the Affiliating University ( <i>for the Colleges</i> )	Not applicable				

1.13 Special status conferred by Central/ State Government-- UGC/CSIR/DST/DBT/ICMR etc

<b>Autonomy by State/Central Govt. / University</b>	<b>Not applicable, being a deemed to be university</b>
UGC CPE	No
University with Potential for Excellence	No
UGC-Innovative PG programmes	No
UGC-COP Programmes	No
UGC-Special Assistance Programme	Yes
DST Star Scheme	No
Any other ( <i>Specify</i> )	Not applicable

**2. IQAC Composition and Activities**

2.1 No. of Teachers	10	
2.2 No. of Administrative/Technical staff	14	
2.3 No. of students	3	
2.4 No. of Management representatives	2	
2.5 No. of Alumni	2	
2.6 No. of any other stakeholder and community representatives	1	
2.7 No. of Employers/ Industrialists	1	
2.8 No. of other External Experts	1	
2.9 Total No. of members	34	
2.10 No. of IQAC meetings held	4	
2.11 No. of meetings with various stakeholders:	Faculty	Non-Teaching Staff Students
	Every meeting is attended by the stakeholders	
2.12 Has IQAC received any funding from UGC during the year?	No	
If yes, mention the amount	Not applicable	
(i) No. of Seminars/Conferences/ Workshops/Symposia organized by the IQAC	Total Nos.	International
	3	--

2.14 Significant Activities and contributions made by IQAC

- NAAC reaccreditation with ‘A’ Grade
- Accreditation of four programs by Engineering Accreditation Commission (EAC) and one program by Computing Accreditation Commission (CAC) of ABET, USA.
- Efforts towards achieving World University rankings – QS, WUR and THE

2.15 Plan of Action by IQAC/Outcome

The plan of action chalked out by the IQAC in the beginning of the year towards quality enhancement and the outcome achieved by the end of the year \*

Plan of Action	Achievements
Submission of SSRs for Re-Accreditation of four programs by Engineering Accreditation Commission (EAC) of ABET, USA (www.abet.org)	Successful
Efforts towards achieving world university rankings	MoU with ICARE* concluded and the data submitted to QS, WUR and THE duly vetted by ICARE *(Indian Centre for Academic Rankings & Excellence)
Efforts towards getting UPE status	Report submitted to UGC
Improvement in Choice Based Flexible Credit System	Proposals submitted to University

*Academic Calendar of the year attached as Annexure I*

2.15 Whether the AQAR was placed in statutory body	Yes		
	Management	Syndicate	Any other body
	--	--	Academic council
Provide the details of the action taken	The points approved in the academic council have been implemented.		

**PART – B**  
**CRITERION – I**

**1. Curricular Aspects**

1.1 Details about Academic Programmes

Level of the Programme	Number of existing Programmes	Number of programmes added during the year	Number of self-financing programmes	Number of value added / Career Oriented programmes
PhD	In all disciplines	-	In all disciplines	In all disciplines
PG	121	-	121	121
UG	45	15	60	60
PG Diploma	4	2	6	6
Advanced Diploma	-	-	-	-
Diploma	6	8	14	14
Certificate	3	1	4	4
Others	-	-	-	-
<b>Total</b>	179	26	205	205

Interdisciplinary	55	2	58	58
Innovative	5	3	7	7

1.2 (i) Flexibility of the Curriculum: CBCS/Core/Elective option / Open options

(ii) Pattern of programmes:

Pattern	Number of programmes
Semester	118
Trimester	-
Annual	87

1.3 Feedback from stakeholders <i>(On all aspects)</i>	Alumni	Parents	Employers	Students
	✓	✓	✓	✓
Mode of feedback: Online	Online		Manual	
	✓		✓	
Co-operating schools (for PEI)	--			
<i>Feedback analysis on attainment of student outcomes is furnished in Annexure II. It is only a sample and similar analyses are made for different programs / aspects</i>				
1.4 Whether there is any revision/update of regulation or syllabi, if yes, mention their salient aspects.	Complete revision of UG/PG curriculum for Engg & Tech. Outcome based curriculum. Introduction of multidisciplinary / inter disciplinary courses. Thrust on major design project at UG level. Mandatory publication requirement for PG projects.			
1.5 Any new Department/Centre introduced during the year. If yes, give details.	School of Law			

## CRITERION – II

### 2. Teaching, Learning and Evaluation

2.1 Total No. of permanent faculty

Total	Asst. Professors	Associate Professors	Professors	Others
2798	1754	95	235	714

2.2 No. of permanent faculty with Ph.D.	316
---	-----

2.3 No. of Faculty Positions Recruited (R) and Vacant (V) during the year

Asst. Professors		Associate Professors		Professors		Others		Total	
R	V	R	V	R	V	R	V	R	V
127	137	4	12	1	30	13	0	145	179

2.4 No. of Guest and Visiting faculty and Temporary faculty

Guest Faculty	Visiting Faculty	Temporary faculty
-	17	--

2.5 Faculty participation in conferences and symposium:

No. of Faculty	International level	National level	State level
Attended Seminars/ Workshops	54	130	652
Presented papers	466	490	-
Resource Persons	18	91	504

2.6 Innovative processes adopted by the institution in Teaching and Learning:

- Digital Courseware
- Active Learning laboratory
- Online tests

2.7 Total No. of actual teaching days during this academic year	245
---	-----

2.8 Examination/ Evaluation Reforms initiated by the Institution (for example: Open Book Examination, Bar Coding, Double Valuation, Photocopy, and Online Multiple-choice Questions)

- Open Book Examination
- Bar Coding
- Double Valuation
- Photocopy
- Online Multiple Choice Questions

2.9 No. of faculty members involved in curriculum Restructuring / revision / syllabus development as member of Board of Study/Faculty/Curriculum Development workshop	682
---	-----

2.10 Average percentage of attendance of students	84.6
---	------

2.11 Course/Programme wise distribution of pass percentage:

Programs	Total Appeared	Total pass	Categorization of Pass					Pass* class	Overall pass %
			Distn. (%)	I (%)	II (%)	III (%)			
<b>B.Tech Programs</b>	<b>KATTANKULATHUR CAMPUS</b>								
Civil Engineering	344	283	25.3	49.8	7.3	0	0	82.4	
Mechanical Engineering	450	367	14.7	55.6	11.4	0	0.8	81.7	
Computer Science and Engineering	343	295	25.4	53.7	7	0	0	86.1	
Electronics and Communication Engineering	420	351	20	53.4	10.3	0	0.2	83.7	
Electrical and Electronics Engineering	242	205	22	56.2	6.7	0	0	84.9	
Instrumentation and Control Engineering	88	81	17.1	70.5	4.6	0	0	92.2	
Chemical Engineering	113	103	23.1	59.3	8.9	0	0	91.3	
Information Technology	186	150	15.6	55.4	9.7	0	0.5	80.7	
Biotechnology	184	153	19.6	62.5	1.1	0	0.5	83.2	
Food and Process Engineering	36	27	16.7	55.6	2.8	0	0	75.1	
Automobile Engineering	160	140	19.4	60.7	7.5	0	0	87.6	
Bioinformatics	53	46	18.9	64.2	3.8	0	0	86.9	
Bio Medical Engineering	68	52	13.3	60.3	3	0	0	76.6	
Genetic Engineering	81	43	6.2	43.3	5	0	0	54.5	
Information and Telecommunication Engineering	117	110	30	59.9	4.3	0	0	94.2	
Electronics and Instrumentation Engineering	170	150	25.9	56.5	5.9	0	0	88.3	
Mechatronics	160	136	13.2	65	6.9	0	0	85.1	
Aerospace Engineering	123	99	17.1	60.2	3.3	0	0	80.6	
Software Engineering	170	150	25.9	60	2.4	0	0	88.3	
Architectural Engineering	16	14	25	62.5	0	0	0.6	87.5	
Civil Infra	0	0	0	0	0	0	0	0	
Nanotechnology	48	35	23	43.8	6.3	0	0	73.1	
Mechanical Engineering (Splz) Nuclear Engineering	30	28	30	53.4	10	0	0	93.4	
<b>B.Tech Programs</b>	<b>RAMAPURAM CAMPUS</b>								
Civil Engineering	113	93	16.9	57.52	7.96	0	0	82.38	
Mechanical Engineering	256	220	21.1	58.59	6.25	0	0	85.94	
Computer Science and Engineering	186	174	22.6	70.97	0	0	0	93.57	



Electronics and Communication Engineering	226	201	19.5	59.73	9.74	0	0	88.97	
Electrical and Electronics and Engineering	142	132	26.1	65.49	1.41	0	0	93	
Information Technology	68	65	11.8	83.82	0	0	0	95.62	
<b>B.Tech Programs</b>	<b>RAMAPURAM PART (VADAPALANI) CAMPUS</b>								
Mechanical Engineering	232	199	12.93	65.07	7.76	0	0	85.76	
Computer Science and Engineering	158	130	12.03	62.66	7.6	0	0	82.29	
Electronics and Communication Engineering	208	182	15.87	65.39	6.25	0	0	87.51	
<b>B.Tech Programs</b>	<b>DELHI CAMPUS</b>								
Civil Engineering	134	123	8.96	79.85	2.99	0	0	91.8	
Mechanical Engineering	165	152	19.39	70.91	1.82	0	0	92.12	
Computer Science and Engineering	200	188	17	76	1	0	0	94	
Electronics and Communication Engineering	210	201	15.24	78.1	2.38	0	0	95.72	
Electrical and Electronics Engineering	123	109	7.32	78.1	3.25	0	0	88.67	
Information Technology	106	98	13.21	77.36	1.89	0	0	92.46	
<b>B.Arch/B.Des</b>	<b>KATTANKULATHUR/RAMAPURAM</b>								
B.Arch(KTR)	61	57	11.48	70.49	11.48	0	0	93.45	
B.Des	41	37	12.2	75.61	2.44	0	0	90.25	
B.Arch(RPM)	34	29	23.53	61.77	0	0	0	85.3	
<b>Course Name</b>	<b>Total Appeared</b>	<b>Total Pass</b>	<b>Categorization of Pass</b>					<b>Pass* class</b>	<b>Overall pass %</b>
			<b>Distn. (%)</b>	<b>I (%)</b>	<b>II (%)</b>	<b>III %</b>			
<b>M.Tech Programs</b>	<b>KATTANKULATHUR CAMPUS</b>								
M. Tech Structural Engineering	96	94	54.17	43.75	0	0	0	97.92	
Construction Engineering & Management	86	85	68.61	30.23	0	0	0	98.84	
Computer Aided Design	33	31	15.15	78.79	0	0	0	93.94	
Computer Integrated Manufacturing	25	25	32	64	4	0	0	100	
Computer Science and Engineering	99	97	61.62	36.36	0	0	0	97.98	
Software Engineering	7	7	42.86	51.14	0	0	0	94	
Communication Systems	40	39	32.5	65	0	0	0	97.5	
VLSI Design	73	<b>73</b>	45.21	53.42	0.1	0	0	98.73	
Embedded System & Technology	90	<b>88</b>	37.78	60	0	0	0	97.78	
Power Electronics & Devices	42	42	40.48	59.52	0	0	0	100	
Chemical Engineering	13	13	76.92	23.08	0	0	0	100	
Information Technology	34	33	35.29	61.77	0	0	0	97.06	
Biotechnology	22	22	40.91	59.09	0	0	0	100	
Biomedical Engineering	20	18	30	60	0	0	0	90	
RS & GIS	8	8	87.5	12.5	0	0	0	100	
Robotics	24	23	29.17	66.67	0	0	0	95.84	
Envernment Engineering	15	15	53.33	46.67	0	0	0	100	

Power Systems	35	35	51.43	48.57	0	0	0	100
Data Base Systems	12	12	58.33	41.67	0	0	0	100
Electronics and Control Engineering	19	19	73.68	26.32	0	0	0	100
Food and Nutritional Biotechnology	27	27	81.48	18.52	0	0	0	100
ISCF	52	52	19.23	76.92	1.92	0	1.92	99.99
Genetic Engineering	16	16	43.75	56.25	0	0	0	100
Geotechnical Engineering	8	8	87.5	12.5	0	0	0	100
TCN	23	23	47.83	52.17	0	0	0	100
Bioinformatics	12	12	41.67	58.33	0	0	0	100
Solar Energy	5	5	40	60	0	0	0	100
Nano Technology	13	12	53.85	38.46	0	0	0	92.31
Cloud Computing	28	27	28.57	67.86	0	0	0	96.43
Food Safety	15	15	73.33	26.67	0	0	0	100
	<b>KATTANKULATHUR CAMPUS</b>							
M.Arch	5	5	60	40	0	0	0	100
<b>M.Tech Programs</b>	<b>DELHI CAMPUS</b>							
Computer Science and Engineering	25	25	72	28	0	0	0	100
VLSI Design	15	15	80	20	0	0	0	100
<b>M.Tech Programs</b>	<b>RAMAPURAM CAMPUS</b>							
M. Tech Structural Engineering	11	11	81.82	18.18	0	0	0	0
Computer Aided Design	3	3	33.33	66.67	0	0	0	0
VLSI Design	2	2	100	0	0	0	0	0
<b>MBA Program</b>	<b>KATTANKULATHUR CAMPUS</b>							
MBA - Faculty of Management	574	570	15.33	83.97	0	0	0	99.3
<b>MBA Program</b>	<b>RAMAPURAM CAMPUS</b>							
MBA - Faculty of Management	59	58	8.48	89.83	0	0	0	98.31
<b>MBA Program</b>	<b>RAMAPURAM PART (VADAPALANI) CAMPUS</b>							
MBA - Faculty of Management	127	123	22.84	74.02	0	0	0	96.86
<b>MBA Program</b>	<b>DELHI CAMPUS</b>							
MBA - Faculty of Management	33	32	9.09	87.88	0	0	0	96.97
	<b>KATTANKULATHUR CAMPUS</b>							
MCA	113	113	34.51	62.83	2.66	0	0	100
	<b>RAMAPURAM CAMPUS</b>							
MCA	101	101	21.78	73.27	4.95	0	0	100
	<b>DELHI CAMPUS</b>							
MCA	80	78	8.75	82.5	6.25	0	0	97.5
	<b>KATTANKULATHUR CAMPUS</b>							
B.Sc. - Hotel and Catering Management	98	91	21.43	71.43	0	0	0	92.86
Diploma - Catering and Hotel Management	44	34	6.82	70.46	0	0	0	77.28
	<b>TRICHY CAMPUS</b>							
B.Sc. - Hotel and Catering Management	21	20	9.52	76.19	9.52	0	0	95.23

Diploma - Catering and Hotel Management	15	14	13.33	66.67	13.33	0	0	93.33
	<b>DELHI CAMPUS</b>							
B.Sc. - Hotel and Catering Management	28	24	7.14	60.71	17.86	0	0	85.71
Diploma - Catering and Hotel Management	1	1	0	100	0	0	0	100
<b>PG Program</b>	<b>KATTANKULATHUR CAMPUS (FSH)</b>							
M.Sc. Biotechnology	27	26	85.19	7.41	3.7	0	0	96.3
M.Sc Viscom	19	19	89.47	10.53	0	0	0	100
M.Sc Econometrics	16	16	100	0	0	0	0	100
M.Sc Information Technology	23	20	47.83	39.13	4.35	0	0	91.31
M.Sc Physical Chemistry	9	9	88.89	11.11	0	0	0	100
M.Sc Organic Chemistry	9	9	88.89	11.11	0	0	0	100
M.Sc Inorganic Chemistry	3	3	100	0	0	0	0	100
M.Sc Physics	7	7	14.29	85.71	0	0	0	100
M.Sc Mathematics	6	5	16.67	66.67	0	0	0	83.34
MA - Journalism and Mass Communication	19	18	63.16	31.58	0	0	0	94.74
MA - IR	11	11	100	0	0	0	0	100
M.Ed	28	24	21.43	64.29	0	0	0	85.72
M.Phil	12	12	8.33	91.67	0	0	0	100
B.Ed - Tamil	25	24	0	96	0	0	0	96
B.Ed - English	64	59	7.81	84.38	0	0	0	92.19
B.Ed - Mathematics	26	26	3.85	96.15	0	0	0	100
B.Ed - Physical Science	13	13	7.69	92.31	0	0	0	100
B.Ed - Biological Science	10	10	10	90	0	0	0	100
B.Ed - Social Science	11	11	0	100	0	0	0	100
B.Ed - Commerce & Accountancy	11	7	9.09	54.55	0	0	0	63.64
B.Ed - Computer	9	7	0	77.78	0	0	0	77.78
B.Ed - Economics	2	2	0	100	0	0	0	100
B.Sc Biotechnology	30	27	20	63.33	6.67	0	0	90
B.Sc IT	30	25	30	46.67	6.67	0	0	83.34
B.Sc Computer Science	58	45	13.79	46.55	17.24	0	0	77.58
B.Sc ISM	0	0	0	0	0	0	0	0
B.Sc BT & BI	0	0	0	0	0	0	0	0
B.Sc Viscom	146	138	17.81	63.01	13.7	0	0	94.52
B.Sc Mathematics	4	4	75	25	0	0	0	100
B.Sc Physics	4	4	75	25	0	0	0	100
B.Com - Commerce	169	160	9.47	53.85	31.36	0	0	94.68
B.Com - Accounts & Finance	56	51	21.43	42.86	26.79	0	0	91.08
B.Com - Corporate Secretaryship	46	37	10.87	30.44	39.13	0	0	80.44
B.Com - ISM	24	20	0	29.17	54.17	0	0	83.34
BCA	120	107	12.5	55	21.67	0	0	89.17

BBA	170	157	11.18	58.82	22.35	0	0	92.35
BA Journalism and Mass Communication	41	41	36.59	53.66	9.75	0	0	100
<b>VADAPALANI CAMPUS (FSH)</b>								
B.Sc Film Technology - Sound	3	2	0	66.67	0	0	0	66.67
B.Sc Film Technology - Direction	12	9	91.67	50	16.67	0	0	158.34
B.Sc Film Technology - Cinema to graphy	13	12	0	69.23	23.08	0	0	92.31
B.Sc Film Technology - Eiditing	5	5	0	60	40	0	0	100
B.Sc Film Technology - graphics & Animation	3	2	33.33	33.33	0	0	0	66.66
Diploma in Film Acting	9	7	77.78	0	0	0	0	77.78
Diploma in Tamil Arutsunaignar	68	62	47.06	39.71	4.41	0	0	91.18
Diaspora	11	11	63.64	36.36	0	0	0	100
<b>DELHI CAMPUS (FSH)</b>								
M.Ed	35	33	0	94.29	0	0	0	94.29
B.Ed - English	7	7	28.57	71.43	0	0	0	100
B.Ed - Hindi	6	6	0	100	0	0	0	100
B.Ed - Sanskrit	2	2	0	100	0	0	0	100
B.Ed - Mathematics	2	2	0	100	0	0	0	100
B.Ed - Home Science	5	5	0	100	0	0	0	100
B.Ed - Physical Science	19	18	0	94.74	0	0	0	94.74
B.Ed - Biological Science	7	7	28.57	71.43	0	0	0	100
B.Ed - Social Science	29	29	0	100	0	0	0	100
B.Ed - Commerce & Accountancy	25	23	4	88	0	0	0	92
B.Ed - Computer	4	4	0	100	0	0	0	100

### COLLEGE OF MEDICINE AND HEALTH SCIENCES - RESULTS

Branch	KTR		RPM		Appeared Regular & Arrear Total	Passed Regular & Arrear Total
	Number Appeared	Number Passed	Number Appeared	Number Passed		
	Regular & Arrear	Regular & Arrear	Regular & Arrear	Regular & Arrear		
BPT	15	15	0	0	15	15
MPT- Biomechanics	1	1	0	0	1	1
MPT - Neurology	5	5	0	0	5	5
MPT- Sports Physiotherapy	1	1	0	0	1	1
MPT - Community Rehabilitation	1	1	0	0	1	1
MPT - Orthopaedics	5	5	0	0	5	5
M.P.T. Paediatric Physiotherapy	3	3	0	0	3	3
B.Pharm	55	55	0	0	55	55
M.Pharm - Pharmaceutical Chemistry	1	1	0	0	1	1
M.Pharm - Pharmaceutics	0	0	0	0	0	0
M.Pharm - Pharmacology	0	0	0	0	0	0
B.Sc – Nursing	0	0	0	0	0	0

PBB.Sc - Nursing	0	0	0	0	0	0
M.Sc.- Medical Surgical Nursing	1	1	0	0	1	1
M.Sc - Obstetrics & Gynecology Nursing	2	2	0	0	2	2
M.Sc Paediatric Nursing	5	5	0	0	5	5
M.Sc Psychiatric Nursing	5	5	0	0	5	5
M.Sc Community Health Nursing	2	2	0	0	2	2
BOT	13	13	0	0	13	13
M.O.T. Neurology	0	0	0	0	0	0
M.O.T - Paediatrics	0	0	0	0	0	0
MPH -Public Health Management	18	18	0	0	18	18
MPH - Information Technology In Health Care	3	3	0	0	3	3
M.Sc Biostat	10	10	0	0	10	10
M.S (Clinical Trail)	2	2	0	0	2	2
M.Sc. - Medical (Micro Biology Specialization )	9	9	0	0	9	9
M.Sc. - Medical Anatomy	0	0	0	0	0	0
M.Sc. - Medical Physiology	0	0	0	0	0	0
M.Sc. - Medical Biochemistry	2	2	0	0	2	2
MDS- Oral and Maxillofacial Surgery	0	0	5	5	5	5
MDS - Conservative Dentistry & Endodontic	0	0	8	8	8	8
MDS - Periodontology	0	0	8	8	8	8
MDS - Orthodontics and Dentofacial Orthopaedics	0	0	7	7	7	7
MDS- Oral Pathology, Microbiology & Forensic	0	0	6	6	6	6
MDS - Public Health Dentistry	0	0	1	1	1	1
MDS - Paedodontics and Dentistry	0	0	2	2	2	2
MDS - Oral Medicine and Radiology	0	0	2	2	2	2
MDS - Prosthodontics and Crown and Bridge	0	0	6	6	6	6
Pharm.D	0	0	0	0	0	0
MD (Anatomy)	2	2	0	0	2	2
MD (Anaesthesiology)	5	5	0	0	5	5
MD (Biochemistry)	0	0	0	0	0	0
MD (Dermatology)	1	1	0	0	1	1
MD (Microbiology)	2	2	0	0	2	2
MD (General Medicine)	6	6	0	0	6	6
MD (community Medicine)	1	1	0	0	1	1
MD (Paediatrics)	2	2	0	0	2	2
MD (Pathology)	1	1	0	0	1	1
MD (Pharmacology)	1	1	0	0	1	1
MD (Physiology)	0	0	0	0	0	0
MD (Psychiatry)	3	3	0	0	3	3
MD (Pulmonary Medicine)	2	2	0	0	2	2
MD (Radio Diagnosis)	2	2	0	0	2	2
MS (Surgery)	7	7	0	0	7	7
MS (Ophthalmology)	3	3	0	0	3	3
MS (Orthopaedics)	3	3	0	0	3	3

MS (ENT)	0	0	0	0	0	0
MS (Obstetrics & Gynaecology)	0	0	0	0	0	0
D.M (Cardiology)	0	0	0	0	0	0
D.M (Neurology)	0	0	0	0	0	0
MBA MPH	0	0	0	0	0	0
B.Optom	10	10	0	0	10	10
BDS	13	13	21	21	34	34
BASLP	7	7	0	0	7	7
MBBS	116	116	0	0	116	116
B.Sc MLT	0	0	0	0	0	0

2.12 How does IQAC Contribute/Monitor/Evaluate the Teaching & Learning processes: IQAC organises meetings, reviews the implementation of resolutions of earlier meetings and proposes quality enhancement measures for the forthcoming academic year.

2.13 Initiatives undertaken towards faculty development

<b>Faculty / Staff Development Programmes</b>	<b>Number of faculty benefitted</b>
Refresher courses	178
UGC – Faculty Improvement Programme	46
HRD programmes	15
Orientation programmes	291
Faculty exchange programme	20
Staff training conducted by the university	73
Staff training conducted by other institutions	300
Summer / Winter schools, Workshops, etc.	835
Others	35

2.14 Details of Administrative and Technical staff

<b>Category</b>	<b>Number of Permanent Employees</b>	<b>Number of Vacant Positions</b>	<b>Number of permanent positions filled during the Year</b>	<b>Number of positions filled temporarily</b>
Administrative Staff	2113	--	4	--
Technical Staff	439	--	5	--

## CRITERION – III

### 3. Research, Consultancy and Extension

#### 3.1 Initiatives of the IQAC in Sensitizing/Promoting Research Climate in the institution

1. Coordinated with the directorate of research in compiling the publication history of faculty members of the institute with affiliation to SRMIST.
2. Organisation of research day
3. Awards to faculty members on their publications

#### 3.2 Details regarding major projects

	Completed	Ongoing	Sanctioned	Submitted
Number	-	23	23	20
Outlay in Rs. Lakhs	-	2603	2603	3966

#### 3.3 Details regarding minor projects

	Completed	Ongoing	Sanctioned	Submitted
Number	-	-	-	-
Outlay in Rs. Lakhs	-	-	-	-

#### 3.4 Details on research publications

	International	National	Others
Peer Review Journals	3178	804	-
Non-Peer Review Journals	963	674	-
e-Journals	2045	124	-
Conference proceedings	460	490	-

#### 3.5 Details on Impact factor of publications:

Range	0.017 – 14.683
Average	0.7464
H- Index	34

#### 3.6 Research funds sanctioned and received from various funding agencies, industry and other organisations

Nature of the Project	Duration Year 2014-15	Name of the funding Agency	Total grant Sanctioned Lakhs	Received In Rs. lakhs
Major projects	23	CSIR, ICMR, DST-SERB, DBT, ISRO, Ministry of Earth Sciences,  DST Indo-South Africa Project	2603	955
Minor Projects	-	-	-	-
Interdisciplinary Projects	-	-	-	-
Industry sponsored	01	Microsoft,	11.70	11.70
Projects sponsored by the University/ College	-	SRM University	525.00	-
Students research projects (other than compulsory by the University)	25	SRM University	74.68	74.68
Any other(Specify)	-	-	-	-

Total	49	-	3214.38	1041.38
-------	----	---	---------	---------

### 3.7 No. of books published .

i) With ISBN No	153
Chapters in Edited Books	-
ii) Without ISBN No.	-

### 3.8 No. of University Departments receiving funds from

UGC-SAP	-	CAS	-
DST-FIST	7	DPE	-
DBT Scheme/funds	3	DST (Others)	5

### 3.9 For colleges

(Not Applicable being a deemed to be University with constituent colleges and university departments)

Autonomy	Not Applicable	CPE DBT	Not Applicable
Star Scheme	Not Applicable	INSPIRE	Not Applicable
CE	Not Applicable	Any Other (specify)	Not Applicable

### 3.10 Revenue generated through consultancy

35.67 lakhs

### 3.11 No. of conferences organized by the Institution

Level	International	National	State	University	College
Number	13	54	33	66	NA
Sponsoring agencies	IEEE, ISTE, CSI etc.	GLIM, IEEE, CSI, ISTE etc.	Genetics Associates USA, etc.	IHM NIMSME, etc.	NA

### 3.12 No. of faculty served as experts, chairpersons or resource persons

238

### 3.13 No. of collaborations

International	National	Any other
78	112	-

### 3.14 No. of linkages created during this year

7

### 3.15 Total budget for research for current year in lakhs

From funding agencies	From Management of University/ College	Total
1950	90(DRVE)	2040

### 3.16 No. of patents received this year

Type of Patent		Number
National	Applied	03
	Granted	-
International	Applied	-
	Granted	-
Commercialised	Applied	-
	Granted	-



3.17 No. of research awards/ recognitions received by faculty and research fellows of the institute in the year

Total	International	National	State	University	Dist	College
442	9	32	8	393	--	NA

3.18 No. of faculty from the Institution who are Ph.D. Guides and students registered under them	316
	1025
3.19 No. of Ph.D. awarded by faculty from the Institution	268

3.20 No. of Research scholars receiving the Fellowships (Newly enrolled + existing ones)

JRF	SRF	Project Fellow	Any other
-	09	31	90

3.21 No. of students Participated in NSS events:

University level	State Level	National level	International level
5000	-	-	-

3.22 No. Of students participated in NCC events:

University level	State Level	National level	International level
83	83	7	1

3.23 No. of Awards won in NSS:

University level	State Level	National level	International level
-	2	-	-

3.24 No. of Awards won in NCC:

University level	State Level	National level	International level
1	9	2	-

3.25 No. of Extension activities organized

University forum	College forum	NCC	NSS	Any other
-	Not applicable	1	30	-

3.26 Major Activities during the year in the sphere of extension activities and Institutional Social Responsibility

- Adoption of villages
- Adoption of government schools
- Admission of rural disadvantaged students free of cost
- Flood/Cyclone relief funds to students
- Working with AGARAM foundation in uplifting the economically poor students by providing higher education
- Organization of medical / health camps

## CRITERION – IV

### 4. Infrastructure and Learning Resources

#### 4.1 Details of increase in infrastructure facilities:

Facilities	Existing	Newly created	Source of Fund	Total
Campus area in acres	200.95	--	Fees	200.95
Class rooms	728	52	Fees	780
Laboratories	267	5	Fees	272
Seminar Halls	27	2	Fees	29
No. of important equipments purchased ( $\geq$ 1-0 lakh) during the current year.	3307	252	Fees	3559
Value of the equipment purchased during the year (Rs. in Lakhs)	1282	152	Fees	1434
Others	--	--	--	--

#### 4.2 Computerization of administration and library

Fully automated
-----------------

#### 4.3 Library Services:

	Existing as on 2014		Newly added		Total as on 2015	
	No	Value(lac)	No	Value(lac)	No	Value(lac)
Text books	194048	1120.98	6062	61.20	200110	1182.18
Reference Books	27906	349.93	829	17.65	28735	367.58
No.of Titles	82351		1711		84062	
e-Books	16109	186.00	910	11.95	17019	197.95
National Journals	651	256.65	636	16.65	1287	273.3
International Journals	356	20.19	349	206.00	705	226.19
e-Journals	6099	125.02	33549	118.75	39648	243.77
Digital database	4	6.19	-	-	4	6.19
CD&Video	9970	-	703	-	10673	-
Others(specify)	-	-	1	0.69	1	0.69
Magazines	218	3.39	107	1.99	325	5.38
Databases-Print and Online	2	3.93	1	13.77	3	17.7
Memberships	9	0.81	6	1.42	15	2.23

#### 4.4 Technology up gradation (overall)

	Total Computers for Faculty, Offices, Staff, etc	Total No of Computer Labs	Total No of Systems in Computer Labs	Internet	Browsing Centres	Computer Centres	Office	Departments	Others
Existing	3946	85	1GB-BSNL, 45MBPS-TATA and Airtel	136	325	510	-	-	3946
Added in current year	234	15	1 GB-BSNL, 155 MBPS- TATA and Airtel,45 MBPS-TATA,20 MBPS-Airtel and TATA	2	-	-	-	30	234
<b>Total</b>	4180	100	1 GB-BSNL, 155 MBPS for TATA and Airtel and 20 MBPS for TATA and Airtel & 45 MBPS-TATA		-	-	-	30	4180

#### 4.5 Computer, Internet access, training to teachers and students and any other programme for technology up gradation (Networking, e-Governance etc.)

Adequate computer access to faculty/staff/students
Training to faculty/staff/students on ICT
Wi-Fi enabled campus
Moving towards paperless office
e-varsity
e- management

#### 4.6 Amount spent on maintenance in lakhs :

I	II	III	IV	
ICT	Campus Infrastructure and facilities	Equipment's	Others	<b>Total</b>
101	672	203	12	988

## CRITERION – V

### 5. Student Support and Progression

#### 5.1 Contribution of IQAC in enhancing awareness about Student Support Services

Feedback mechanism put in place
Accreditation of programs by commissions of ABET, USA initiated and achieved.

#### 5.2 Efforts made by the institution for tracking the progression

E varsity, student info, parent info – all ICT based
--

#### 5.3 (a) Total Number of students

UG	PG	Ph. D.	Others Diploma/certificate
35769	5415	1065	282

(b) No. of students outside the state	27453
(c) No. of international students	1033

Men		Women	
No	%	No	%
32743	77	9788	23

Last Year						This Year					
General	SC	ST	OBC	Physically Challenged	Total	General	SC	ST	OBC	Physically Challenged	Total
17987	2543	192	19348	212	40282	18267	2643	293	21079	249	42531

Demand ratio 1:12 Dropout %1

#### 5.4 Details of student support mechanism for coaching for competitive examinations (If any)

Curriculum itself covers the syllabus contents of competitive examinations.
Examination pattern includes MCQs
Training on aptitude/quantitative /communication aspects through mandatory personality developed courses embedded in the curriculum.
Comprehension courses mirroring the competitive examination syllabus

No. of students beneficiaries	28606
-------------------------------	-------

#### 5.5 No. of students qualified in these examinations

NET	SET/SLET GATE	CAT	IAS/IPS etc	UPSC	State PSC	Others (GRE etc.)
4	129	172	--	6	2	2247

#### 5.6 Details of student counselling and career guidance

<ul style="list-style-type: none"> <li>A faculty counsellor is appointed for every 20-30 students</li> <li>Placement coordinator for every department to carry out career counselling</li> <li>Professional (Psychiatry) counselling by full time doctors</li> </ul>	No. of students benefitted
	5250

### 5.7 Details of campus placement

<i>On campus</i>			<i>Off Campus</i>
<b>Number of Organizations Visited</b>	<b>Number of Students Participated</b>	<b>Number of Students Placed</b>	<b>Number of Students Placed</b>
356	5804	5327	NIL

### 5.8 Details of gender sensitization programmes

Director of Student Affairs takes care of gender sensitizing issues by organizing series of programs

### 5.9 Students Activities

#### 5.9.1 No. of students participated in Sports Games and other events

<b>State/ University level</b>	<b>National level</b>	<b>International level</b>
45/112	20	5

No. of students participated in cultural events

<b>State/ University level</b>	<b>National level</b>	<b>International level</b>
225	55	2

#### 5.9.2 No. of medals /awards won by students in Sports, Games and other events

	<b>State/ University level</b>	<b>National level</b>	<b>International level</b>
Sports	-	-	-
Cultural	-	-	-

### 5.10 Scholarships and Financial Support

	<b>Number of students</b>	<b>Amount</b>
Financial support from institution	2162	Rs. 2218 lakhs
Financial support from government	-	-
Financial support from other sources	-	-
Number of students who received International/ National recognitions	-	-

### 5.11 Student organised / initiatives

	<b>State/ University level</b>	<b>National level</b>	<b>International level</b>
Fairs	3	5	1
Exhibition	-	-	-

#### 5.12 No. of social initiatives undertaken by the students

13

#### 5.13 Major grievances of students (if any) redressed

Nil

## CRITERION – VI

### 6. Governance, Leadership and Management

#### 6.1 State the Vision and Mission of the institution

##### **Vision**

To emerge as a World - Class University in creating and disseminating knowledge, and providing students a unique learning experience in Science, Technology, Medicine, Management and other areas of scholarship that will best serve the world and betterment of mankind.

##### **Mission**

MOVE UP through international alliances and collaborative initiatives to achieve global excellence.

ACCOMPLISH A PROCESS to advance knowledge in a rigorous academic and research environment.

ATTRACT AND BUILD PEOPLE in a rewarding and inspiring environment by fostering freedom, empowerment, creativity and innovation.

#### 6.2 Does the Institution has a management Information System

Yes, SRM Institute of Science and Technology has Management Information System.

#### 6.3 Quality improvement strategies adopted by the institution for each of the following:

##### 6.3.1 Curriculum Development

- Student feedback
- Outcome Based Education.
- External experts from Industry and Institutes in Board of studies.
- Curriculum revision to meet the industry demands.
- Input from Industrial advisory / International advisory boards.

##### 6.3.2 Teaching and Learning

- Digital courseware.
- Mapping student outcomes / instructional objectives and program educational objectives.
- Uploading lesson plan / question paper keys.
- Active learning laboratories.
- Use of Internet, ppt presentation during class room teaching.

##### 6.3.3 Examination and Evaluation

- Internal assessment: End-semester exam = 50:50.
- Cycle tests/ Surprise tests/ Model examination/ Assignments/ term papers for internal assessment.
- Record of internal assessment fully computerised.
- Central valuation for end semester examinations.
- Results processing fully computerised.

##### 6.3.4 Research and Development

- Ph.D programs in all disciplines.
- Funded projects by industries / government departments/ industries.
- Funded projects by the university.

- Award/ filing of patents.
- Publication in peer reviewed journals.
- Incentives for faculty publishing papers / getting funded projects .
- Special incentives for faculty holding Ph.D degrees.
- Sponsorship to present papers in / attend international /national conferences.

#### 6.3.5 Library, ICT and physical infrastructure / instrumentation

- Fully automated, well stocked, air-conditioned central library – 5 storey block.
- Student records/ attendance/ internal marks/ fee payments/ fully computerised.
- Entire correspondence through e-mails; moving towards paperless office.
- Purchase / salary / leave records of faculty/ applying leave etc. fully computerised.
- Wi-Fi enabled campus.
- In-house facility to fabricate lab equipments.
- Maintenance of lab equipment by university instrumentation centre under ITKM.

#### 6.3.6 Human Resource Management

- Dedicated directorate for HR.
- Well laid policy for recruitment / upward mobility.
- Dedicated directorate for faculty Development.
- Organization of in-house faculty development programs.

#### 6.3.7 Faculty and Staff recruitment

- Well laid out policy and process.
- Interview panel consisting of external / internal experts.
- Advertisement in leading national dailies.
- Online submission of resume.

#### 6.3.8 Industry Interaction / Collaboration

- A dedicated Institute Industry Interaction Cell (IIIC) headed by Dean.
- Collaborative MoUs with 42 industries in India.

#### 6.3.9 Admission of Students

Through SRM Entrance Examination nationwide followed by counselling for engineering / MBBS programs:

#### 6.4 Welfare schemes for

Teaching	Yes
Non teaching	Yes
Students	Yes

6.5 Total corpus fund generated	650 lakhs
---------------------------------	-----------

6.6 Whether annual financial audit has been done	Yes	No
	✓	

#### 6.7 Whether Academic and Administrative Audit (AAA) has been done?

Audit Type	External		Internal	
	Yes/No	Agency	Yes/No	Authority
Academic	Yes	EAC/CAC of ABET, (www.abet.org).	No	No
Administrative	No	No	No	No

6.8 Does the University/ Autonomous College declare results within 30 days?

	Yes	No
For UG Programmes	✓	
For PG Programmes	✓	

6.9 What efforts are made by the University/ Autonomous College for Examination Reforms?

- Answer scripts review in the presence of student and faculty who has corrected them.
- Result process fully computerised with foolproof security system in place.
- Multiple Choice Questions.

6.10 What efforts are made by the University to promote autonomy in the affiliated/constituent colleges?

- Budget allocation to constituent colleges for their spending.
- Decentralization of powers in personnel management

6.11 Activities and support from the Alumni Association

- Exhaustive alumni database.
- Alumni providing funds for infrastructure.
- Alumni facilitating campus placement
- Alumni delivering technical lectures
- Alumni facilitating internship for students
- Alumni aiding in collaborative initiatives

6.12 Activities and support from the Parent – Teacher Association

- Feedback on various processes
- Collective efforts to reforming erring students
- Parent occupying prestigious official / social positions helping the institute on various areas

6.13 Development programmes for support staff

- ICT training
- Incentives for higher studies
- Absorption in teaching cadre once they acquire requisite qualification and if found suitable
- Language training
- Technical training

6.14 Initiatives taken by the institution to make the campus eco-friendly

- Tree plantation
- Minimizing water wastage
- Deployment of solar heaters and lighting
- Rainwater harvesting
- LED lamps
- Imbibing waste consciousness by training programs
- Minimising use paper



## CRITERION – VII

### 7. Innovations and Best Practices

7.1 Innovations introduced during this academic year which have created a positive impact on the functioning of the institution. Give details.

Exhaustive faculty appraisal system which imparted motivation to faculty members and enabled them to set goals and work towards the same

7.2 Provide the Action Taken Report (ATR) based on the plan of action decided upon at the beginning of the year

Accreditation of four programs by Engineering Accreditation Commission (EAC) and one program by Computing Accreditation Commission (CAC) of ABET, USA (www.abet.org)	Successful
Efforts towards achieving world university rankings	MoU with ICAA in progress
Efforts towards getting UPE status	Report under preparation
Complete revision of UG/PG curriculum for Engg&Tech.	Completed

7.3 Give two Best Practices of the institution(*please see the format in the NAAC Self-study Manuals*)

#### 1. Title of the Practice I

**This title should capture the keywords that describe the practice.**

SEMESTER ABROAD PROGRAM (SAP) – a program meant for advanced learners

#### 2. Objectives of the Practice

**What are the objectives / intended outcomes of this “best practice” and what are the underlying principles or concepts of this practice (in about 100 words)?**

SRM University is recognized across the country for its high standards of education, exciting opportunities and excellent placement. To maintain its top position, the University is spearheading with Semester Abroad Program (SAP), a unique initiative providing its students an international exposure and global opportunities. This, we believe, is the first of its kind in India.

#### 3. The Context

**What were the contextual features or challenging issues that needed to be addressed in designing and implementing this practice (in about 150 words)?**

Under the Semester Abroad Program the students are allowed to take-up a few courses and /or a Major project in reputed foreign universities for ONE semester. The credits earned in the foreign university through the SAP will be translated into SRM credits, by an approved conversion procedure, and taken for consideration for the award of the degree by SRM University. After the study period at a foreign university the students return to SRM University to continue with the degree program for which they were enrolled, and after fulfilling all the necessary conditions laid out in the regulations of SRM University, the student will become eligible for the award of the degree.

#### 4. The Practice

**Describe the practice and its uniqueness in the context of India higher education. What**

**were the constraints / limitations, if any, faced (in about 400 words)? Selection Criteria and procedure:**

It is a transparent process giving adequate consideration to:

- Academic performance
- Ambition and excitement level
- Communication skills
- Family financial background to support
- Above all the recommendation of the department concerned
- An information session will be held in February and July every year in all campuses
- After the information session the interested students should register with OIR in the prescribed format with all supporting documents, before the deadline date.
- A one-to-one counselling session will be held to all registered students by a committee consisting of the Dean, Office of the International Relations, faculty Director / Associate Director, Director (Research) and the Head of the Department.
- The shortlisted students should submit 2 undertakings – one by the student and the other by the parent – and proceed with all the academic and non-academic requirements of SRM and the host university
- A separate one-to-one interview will be held for awarding few scholarships to select prestigious universities like MIT, Cornell, etc

	<b>FALL TERM</b>	<b>SPRING TERM</b>
Registration with OIR	January to till the interview date	July to till the interview date
Interview by SRM committee	End February	End August
Announcement of shortlisted names	Mid-March	Mid September
Last date for withdrawal	15 days from the date of announcement of shortlisted names	15 days from the date of announcement of shortlisted names
Last date for applying to foreign university	As per the dead lines of the foreign university – tentatively 15th May	As per the dead lines of the foreign university – tentatively 15th October
Expected admission letter	Mid -July	First week of December
Leave SRM	From 15th August	From first week of January

**5. Evidence of Success**

**Provide evidence of success such as performance against targets and benchmarks, review results. What do these results indicate? Describe in about 200 words.**

- Provides an unique opportunity to gain international learning and living experience
- Brighten the career opportunities both in India and Overseas
- Get an opportunity to work with eminent professors of the universities and upon proving their mettle stand a good chance of getting direct admission to subsequent higher studies

in that university or in other universities.

- Get an opportunity to work in cross-cultural, multi-national environment.
- Acquire or improve self-confidence and independency
- Fulfils one's life time ambition to stay ahead at the top

## **6. Problems Encountered and Resources Required**

**Please identify the problems encountered and resources required to implement the practice (in about 150 words).**

- To sign MoUs with top notch universities across the globe so that they become partners with SRM in implementing the program.
- Earmark funds for the students to meet their travel, boarding and tuition fee expenditure
- To put in place an unbiased selection process in place.
- Orient the meritorious students from rural background to become confident enough to make us of the program
- Adjustment of credits earned during the study abroad
- Arranging special classes for students to enable them undergo courses which they might have missed at SRM while studying a semester abroad.

## **7. Notes**

Optional. Please add any other information that may be relevant for adopting/ implementing the Best Practice in other institutions (in about 150 words).

### **Title of the Practice II**

**This title should capture the keywords that describe the practice.**

**COMPENSATORY CLASSES – a program meant for slow learners**

### **1. Objectives of the Practice**

**What are the objectives / intended outcomes of this “best practice” and what are the underlying principles or concepts of this practice (in about 100 words)?**

To enable slow learners to complete the courses in their own pace and provide an opportunity to students who are unable to sit for the end semester examinations due to lack of attendance.

### **2. The Context**

**What were the contextual features or challenging issues that needed to be addressed in designing and implementing this practice (in about 150 words)?**

Compensatory courses may be announced by a School/Department, by the Deans/HODs, with the approval of the Director (Engg&Tech). The course will be conducted during the regular academic session either during the weekends or in the evenings after the regular classes as decided by the Director (Engg&Tech) and the number of hours that will be conducted will be 75% of the hours specified in the curriculum for a course. Maximum two courses will be permitted to a student during the semester and the student has to have at least 75% attendance in these courses.

### **4. The Practice**

**Describe the practice and its uniqueness in the context of India higher education. What were the constraints / limitations, if any, faced (in about 400 words)?**

- The evaluation process for compensatory courses consists of only end semester examinations and no internal assessment process. Student shall have to score the passing minimum in the end semester examination only and the marks scored in which will be given full weight age.
- Courses will be offered by the departments only to students detained for lack of attendance in those courses (Grade W, R.18.1). No student should register for more than two compensatory courses offered during a semester and totally not more than 8 courses in the normal duration of

study.

- Compensatory courses will be announced after the publication of results of end semester examinations of odd/even semester and the conduct of these courses will not go beyond the last working day of the semester. A student will have to register within the time stipulated in the announcement by paying the prescribed fees.
- No student who has got 'W' grade, (that is, the student who has been detained for want of attendance in a particular course) can appear for end semester examinations for that course without undergoing the compensatory classes for that course.
- Withdrawal from Compensatory courses is not permitted.
- Student who has obtained U grade in a course shall not register for compensatory course for that course.

### **Evidence of Success**

**Provide evidence of success such as performance against targets and benchmarks, review results. What do these results indicate? Describe in about 200 words.**

- Students are able to achieve a pass percentage as near to the regular one
- Out of 7/8 courses in a semester, they can do 1 /2 under compensatory courses thereby lightening their burden according to their capacity during regular study
- Students who suffer from lack of attendance due to unfortunate circumstances like medical problems, loss of near and dear ones in the family make use of these courses

### **6. Problems Encountered and Resources Required**

**Please identify the problems encountered and resources required to implement the practice (in about 150 words).**

- Even some capable students sometimes opt for these courses practice of which is to be discouraged.
- Being a small group, faculty sometimes tend to be liberal in awarding marks in these courses

### **7. Notes**

Optional. Please add any other information that may be relevant for adopting/ implementing the Best Practice in other institutions (in about 150 words).

--

#### **7.4 Contribution to environmental awareness / protection**

- Tree plantation
- Minimizing water wastage
- Deployment of solar heaters and lighting
- Rainwater harvesting
- LED lamps
- Imbibing waste consciousness by training programs
- Minimising use paper
- Minimizing food wastage in the hostels

#### **7.5 Whether environmental audit was conducted?**

Yes	No
	✓

#### **7.6 Any other relevant information the institution wishes to add. (For example SWOT Analysis)**

##### **Strengths:**

- Sprawling beautiful campuses in four places
- Great infrastructure facilities.
- Excellent student support with hostels, library, scholarships, health care etc
- Transparent admission policy

- Clearly defined Vision and Mission
- Wide number of UG, PG, M.Phil, and Ph.D programs in Engineering, Medicine, Health Sciences, Management, Science and Humanities.
- Qualified and efficient faculty
- Updated curriculum and syllabi
- Effective Teaching-learning process with use of ICT.
- e-governance and e-varsity
- Semester scheme with continuous assessment.
- Methodical and transparent evaluation process
- Strong research culture with significant research output.
- Community oriented extension activities.
- Enviable placement record
- Networking with industries/institutions
- Scholarships and freeships
- Sports and cultural facilities
- Directorates for welfare and development of students and faculty
- SAP, FAP, TG, programs
- Guidance and counseling
- Personality and skill development programs

#### ***Weakness***

- Ph.D qualified faculty
- Qualified faculty for appointment as Associate professors.
- Adjunct faculty to visit and teach specialized subjects.
- Faculty exchange with reputed universities
- Number of foreign professors and students.
- Sponsored projects and grants
- Paper publications, books and patents.

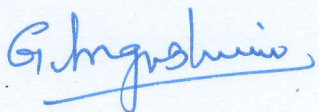
#### ***Challenges:***


- To recruit Ph.D qualified and competent faculty
- To get specialized guest and visiting faculty
- To maximize ICT enabled pedagogy
- To computerize the remaining activities and to ensure e-governance
- To motivate the faculty to get Ph.D at the earliest.
- To attract more industries for placement, in plant training and project works.
- To inspire faculty towards purposeful research by getting research grants, publishing papers and claiming patents.
- To create the attitude and mindset among all stakeholders towards a feeling of ‘Ownership’ regarding the university.

#### **8. Plans of institution for next year**

- To revise the curriculum and syllabus for programs in 2015-16 to adhere to the UGC guidelines on CBCS
- To take efforts to perform strongly in the parameters of World University Rankings
- To go for Re- accreditation of four engineering programs by ABET
- To go for accreditation of programs by IET



Signature : 

Signature : 


Name : Prof. G. Augustine Maniraj Pandian

Name : Dr. Prabir Kumar Bagchi

Designation : Principal Coordinator, Internal Quality Assurance Cell

Designation : Vice Chancellor

Seal : Prof. G. AUGUSTINE MANIRAJ PANDIAN  
Principal Coordinator (IQAC)  
SRM UNIVERSITY  
SRM Nagar, Kattankulathur - 603 203.  
Kancheepuram - Dist., Tamil Nadu



**ACADEMIC CALENDAR  
ANNEXURE I**

**ACADEMIC SCHEDULE 2014-2015**

**ODD SEMESTER**

	UG			PG	
	Freshers	II and III B.Tech.	IV B.Tech.	Freshers	II M.Tech.
Commencement of Odd Semester	14.07.2014 (KTR) 18.07.2014(RPM) 23.07.2014(NCR) 21.07.2014(VDP)	01.07.2014	24.06.2014	30.07.2014 (All campuses)	01.07.2014
Commencement of Cycle Test – I	18.08.2014	30.07.2014		22.09.2014	18.08.2014
Commencement of Cycle Test – II	19.09.2014	25.08.2014		NA	NA
Commencement of Model Exam	5.11.2014	20.10.2014		17.11.2014	20.10.2014
Last Working Day	21.11.2014	07.11.2014		28.11.2014	07.11.2014
Commencement of University Theory Examinations	01.12.2014	14.11.2014		05.12.2014	14.11.2014
Winter Vacation	08.11.2014 – 01.01.2015				
Reporting date for Faculty - EVEN Semester	02.01.2015				
Reopening date for students - EVEN Semester	06.01.2015				

**EVEN SEMESTER (ALL PROGRAMMES)**

	UG	PG
Commencement of EVEN Semester	06.01.2015	06.01.2015
Commencement of Cycle Test – I	09.02.2015	23.02.2015
Commencement of Cycle Test – II	09.03.2015	NA
Commencement of Model Exam	15.04.2015	15.04.2015
Last Working Day	30.04.2015	
Commencement of University Theory Examinations	06.05.2015	
Summer Vacation	01.05.2015 – 23.06.2015	
Reporting date for Faculty – ODD Semester	24.06.2015	
Reopening Date for Students – ODD Semester	30.06.2015	

**Student Feedback on Student Outcomes**

**Program Name: B.Tech in Mechanical Engineering**

**Course code and Name: ME0305 HEAT AND MASS TRANSFER  
V“B” section**

**Semester:**

**Year: 2014-15**

Course	ME0305 HEAT AND MASS TRANSFER				Total No of Responses : 64	
Sl. No	Student outcomes	Strongly agree	Agree	No opinion	Disagree	Strongly disagree
1	(a) an ability to apply knowledge of mathematics, science, and engineering.	26.56%	56.25%	9.38%	6.25%	1.56%
2	(c) an ability to design system, component, or process to meet desired needs within realistic constraints such as economic, environmental, social, political, ethical health and safety, manufacturability and sustainability.	26.56%	48.44%	15.63%	6.25%	3.13%
3	(e) an ability to identify, formulate, and solve engineering problems.	31.25%	51.56%	7.81%	7.81%	1.56%



**Abbreviations:**

CAT	-	Common Admission Test
CBCS	-	Choice Based Credit System
CE	-	Centre for Excellence
COP	-	Career Oriented Programme
CPE	-	College with Potential for Excellence
DPE	-	Department with Potential for Excellence
GATE	-	Graduate Aptitude Test
NET	-	National Eligibility Test
PEI	-	Physical Education Institution
SAP	-	Special Assistance Programme
SF	-	Self Financing
SLET	-	State Level Eligibility Test
TEI	-	Teacher Education Institution
UPE	-	University with Potential Excellence
UPSC	-	Union Public Service Commission

\*\*\*\*\*