

SRM INSTITUTE OF SCIENCE AND TECHNOLOGY
(Deemed to be University under section 3 of UGC Act 1956)
(www.srmuniv.ac.in)

The Annual Quality Assurance Report (AQAR) of the IQAC

2013-14

PART – A

1. Details of the Institution

1.1 Name of the Institution	SRM institute of Science and Technology
1.2 Address Line 1	SRM Nagar
Address Line 2	Kattankulathur, Kancheepuram District
City/Town	Chennai
State	Tamilnadu
Pin Code	603203
Institution e-mail address	registrar@srmuniv.ac.in
Contact Nos.	044-27452270
Name of the Head of the Institution:	Dr.T.P. Ganesan
Tel. No. with STD Code:	044-2745 7005
Mobile:	9940036002
Name of the IQAC Co-ordinator:	Prof. G. Augustine Maniraj Pandian
Mobile:	8754593529
IQAC e-mail address:	pcoordinator.iqac@ktr.srmuniv.ac.in
1.3 NAAC Track ID(For ex. MHCOGN 18879)	14919
1.4 NAAC Executive Committee No. & Date: (For Example EC/32/A&A/143 dated 3-5-2004. This EC no.is available in the right corner- bottom of your institution's Accreditation Certificate)	EC/RAR/62/115 dated 5th January 2013
1.5 Website address	www.srmuniv.ac.in
Web-link of the AQAR:	http://www.srmuniv.ac.in/iqac/internal-quality-assurance-cell

1.6 Accreditation Details

Sl. No.	Cycle	Grade	CGPA	Year of Accreditation	Validity Period
1	1 st Cycle	B+	NA	2006	5 years
2	2 nd Cycle	A	3.5	2013	5 years
3	3 rd Cycle	Not Applicable	Not Applicable	Not Applicable	Not Applicable
4	4 th Cycle	Not Applicable	Not Applicable	Not Applicable	Not Applicable

1.7 Date of Establishment of IQAC	06 /07/2007
1.8 AQAR for the year(<i>for example 2010-11</i>)	2013-14
1.9 Details of the previous year's AQAR submitted to NAAC after the latest Assessment and Accreditation by NAAC (<i>for example AQAR 2010-11 submitted to NAAC on 12-10-2011</i>)	
(i) AQAR for 2012-13 was submitted to NAAC on 16/05/2014	

1.10 Institutional status						
University	State	Central	Deemed	Private		
	--	--	✓	--		
	Yes			No		
Affiliated College	--			✓		
Constituent College	--			✓		
Autonomous College of UGC	--			✓		
Regulatory Agency approved Institution (eg. AICTE, BCI, MCI, PCI, NCI)	✓			--		
Type of Institution	Co-education	Men	Women	Urban	Rural	Tribal
	✓	--	--	--	✓	--

Financial Status	Grant-in-aid	UGC 2(f)	UGC 12B	Grant-in-aid +Self Financing	Totally Self-financing
	--	--	--	--	✓
1.11 Type of Faculty/Programme	Arts	Science	Commerce	Law	PEI(Phys Edu)
	✓	✓	✓	✓	✓
	TEI (Edu)	Engineering	Health Science	Management	Others(Specify)
	✓	✓	✓	✓	--
1.12 Name of the Affiliating University (<i>for the Colleges</i>)	Not applicable				

1.13 Special status conferred by Central/ State Government-- UGC/CSIR/DST/DBT/ICMR etc

Autonomy by State/Central Govt. / University	Not applicable, being a deemed to be university
UGC CPE	No
University with Potential for Excellence	Not yet, but proposal submitted
UGC-Innovative PG programmes	No
UGC-COP Programmes	No
UGC-Special Assistance Programme	Yes
DST Star Scheme	No
Any other (<i>Specify</i>)	Not applicable

2.IQACComposition and Activities

2.1 No. of Teachers	10	
2.2 No. of Administrative/Technical staff	14	
2.3 No. of students	3	
2.4 No. of Management representatives	2	
2.5 No. of Alumni	2	
2. 6 No. of any other stakeholder and community representatives	1	
2.7 No. of Employers/ Industrialists	1	
2.8 No. of other External Experts	1	
2.9 Total No. of members	34	
2.10No. of IQAC meetings held	4	
2.11 No. of meetings with various stakeholders:	Faculty	Non-Teaching Staff Students
	Every meeting is attended by the stakeholders	
2.12 Has IQAC received any funding from UGC during the year?	No	
If yes, mention the amount	Not applicable	
(i) No. of Seminars/Conferences/ Workshops/Symposia organized by the IQAC	Total Nos.	International
	1	--

2.14 Significant Activities and contributions made by IQAC

- NAAC reaccreditation with ‘A’ Grade
- Accreditation of four programs by Engineering Accreditation Commission (EAC) and one program by Computing Accreditation Commission (CAC) of ABET, USA.
- Efforts towards achieving World University rankings

2.15 Plan of Action by IQAC/Outcome

The plan of action chalked out by the IQAC in the beginning of the year towards quality enhancement and the outcome achieved by the end of the year *

Plan of Action	Achievements
Accreditation of four programs by Engineering Accreditation Commission (EAC) and one program by Computing Accreditation Commission (CAC) of ABET, USA (www.abet.org)	Successful
Efforts towards achieving world university rankings	MoU with ICAA in progress
Efforts towards getting UPE status	Report under preparation
Complete revision of UG/PG curriculum for Engg&Tech.	Completed

Academic Calendar of the year attached as Annexure I

2.15 Whether the AQAR was placed in statutory body	Yes		
	Management	Syndicate	Any other body
	--	--	Academic council
Provide the details of the action taken	The points approved in the academic council have been implemented.		

PART – B
CRITERION – I

1. Curricular Aspects

1.1 Details about Academic Programmes

Level of the Programme	Number of existing Programmes	Number of programmes added during the year	Number of self-financing programmes	Number of value added / Career Oriented programmes
PhD	In all disciplines	--	In all disciplines	In all disciplines
PG	126	1	127	127
UG	45	1	46	46
PG Diploma	4	--	4	4
Advanced Diploma	--	--	--	--
Diploma	6	--	6	6
Certificate	3	--	3	3
Others	1	2	1	1
Total	185	3	187	187

Interdisciplinary	55	--	55	55
Innovative	5	--	5	5

1.2 (i) Flexibility of the Curriculum: CBCS/Core/Elective option / Open options

(ii) Pattern of programmes:

Pattern	Number of programmes
Semester	98
Trimester	--
Annual	87

1.3 Feedback from stakeholders (On all aspects)	Alumni	Parents	Employers	Students
	✓	✓	✓	✓
Mode of feedback: Online	Online		Manual	
	✓		✓	
Co-operating schools (for PEI)	--			
<i>Alumni Feedback analysis furnished in Annexure II. It is only a sample and similar analyses are made for different programs / aspects</i>				
1.4 Whether there is any revision/update of regulation or syllabi, if yes, mention their salient aspects.	Complete revision of UG/PG curriculum for Engg & Tech. Outcome based curriculum. Introduction of multidisciplinary / inter disciplinary courses. Thrust on major design project at UG level. Mandatory publication requirement for PG projects.			
1.5 Any new Department/Centre introduced during the year. If yes, give details.	School of Law			

CRITERION – II

2. Teaching, Learning and Evaluation

2.1 Total No. of permanent faculty

Total	Asst. Professors	Associate Professors	Professors	Others
2758	2320	117	321	--

2.2 No. of permanent faculty with Ph.D.	392
---	-----

2.3 No. of Faculty Positions Recruited (R) and Vacant(V) during the year

Asst. Professors		Associate Professors		Professors		Others		Total	
R	V	R	V	R	V	R	V	R	V
203	223	4	12	40	37	0	0	247	272

2.4 No. of Guest and Visiting faculty and Temporary faculty

Guest Faculty	Visiting Faculty	Temporary faculty
30	15	--

2.5 Faculty participation in conferences and symposia:

No. of Faculty	International level	National level	State level
Attended Seminars/ Workshops	109	785	336
Presented papers	395	312	57
Resource Persons	32	188	68

2.6 Innovative processes adopted by the institution in Teaching and Learning:

- Digital Courseware
- Active Learning laboratory
- Online tests

2.7 Total No. of actual teaching days during this academic year	150
---	-----

2.8 Examination/ Evaluation Reforms initiated by the Institution(for example: Open Book Examination, Bar Coding, Double Valuation, Photocopy, Online Multiple-choice Questions)

- Open Book Examination
- Bar Coding
- Double Valuation
- Photocopy
- Online Multiple Choice Questions

2.9 No. of faculty members involved in curriculum Restructuring / revision / syllabus development as member of Board of Study/Faculty/Curriculum Development workshop	645
---	-----

2.10 Average percentage of attendance of students	84.6
---	------

2.11 Course/Programme wise distribution of pass percentage :

	Total appeared	Total pass	Categorization of Pass					Pass* class (%)	Overall pass (%)
			Distn. (%)	I (%)	II (%)	III %			
B.Tech Programs	KATTANKULATHUR CAMPUS								
Civil Engineering	279	225	28.4	54.7	16.9	0.0	0.0	80.6	
Mechanical Engineering	390	313	15.0	58.5	22.0	0.0	4.5	80.3	
Computer Science and Engineering	339	268	28.4	58.2	13.1	0.0	0.4	79.1	
Electronics and Communication Engineering	451	341	15.2	61.9	21.7	0.0	1.2	75.6	
Electrical and Electronics Engineering	254	202	19.8	59.4	18.3	0.0	2.5	79.5	
Instrumentation and Control Engineering	128	97	22.7	57.7	19.6	0.0	0.0	75.8	
Chemical Engineering	98	87	26.4	64.4	9.2	0.0	0.0	88.8	
Information Technology	161	121	16.5	55.4	27.3	0.0	0.8	75.2	
Biotechnology	133	107	18.7	64.5	15.9	0.0	0.9	80.5	
Food and Process Engineering	39	20	15.0	70.0	15.0	0.0	0.0	51.3	
Automobile Engineering	153	120	14.2	63.3	21.7	0.0	0.8	78.4	
Bioinformatics	41	33	15.2	69.7	15.2	0.0	0.0	80.5	
Bio Medical Engineering	50	30	36.7	36.7	26.7	0.0	0.0	60.0	
Genetic Engineering	51	25	4.0	80.0	16.0	0.0	0.0	49.0	
Bioprocess Engineering	3	3	0.0	0.0	66.7	0.0	33.3	100.0	
Information and Telecommunication Engineering	112	94	28.7	63.8	7.4	0.0	0.0	83.9	
Electronics and Instrumentation Engineering	144	106	24.5	54.7	18.9	0.0	1.9	73.6	
Mechatronics	177	122	18.0	54.9	25.4	0.0	1.6	68.9	
Aerospace Engineering	140	103	14.6	68.9	16.5	0.0	0.0	73.6	
Software Engineering	118	90	17.8	71.1	10.0	0.0	1.1	76.3	
Nanotechnology	60	54	24.1	66.7	9.3	0.0	0.0	90.0	
Architectural Engineering	32	23	26.1	69.6	4.3	0.0	0.0	71.9	
Civil infrastructure Engineering	67	59	22.0	64.4	13.6	0.0	0.0	88.1	
Mechanical Engineering (Splz) Nuclear Engineering	36	34	5.9	85.3	8.8	0.0	0.0	94.4	
B.Tech Programs	RAMAPURAM CAMPUS								
Civil Engineering - RPM	87	72	25.0	61.1	13.9	0.0	0.0	82.8	
Mechanical Engineering	170	139	21.6	56.1	22.3	0.0	0.0	81.8	
Computer Science and Engineering	89	77	32.5	48.1	19.5	0.0	0.0	86.5	
Electronics and Communication Engineering	156	118	28.8	56.8	14.4	0.0	0.0	75.6	
Electrical and Electronics and	105	97	27.8	71.1	1.0	0.0	0.0	92.4	

	Total appeared	Total pass	Categorization of Pass					Pass* class (%)	Overall pass (%)
			Distn. (%)	I (%)	II (%)	III %			
Engineering									
Information Technology	102	75	24.0	66.7	8.0	0.0	1.3	73.5	
B.Tech Programs	DELHI CAMPUS								
Civil Engineirng Delhi	137	127	11.8	84.3	3.9	0.0	0.0	92.7	
Mechanical Engineering	200	179	11.7	81.6	6.7	0.0	0.0	89.5	
Computer Science and Engineering	201	192	15.1	80.7	4.2	0.0	0.0	95.5	
Electronics and Communication Engineering	208	194	13.9	78.4	7.7	0.0	0.0	93.3	
Electrical and Electronics Engineeing	134	119	9.2	84.9	5.9	0.0	0.0	88.8	
Information Technology	147	132	7.6	87.9	4.5	0.0	0.0	89.8	
	RAMAPURAM PART (VADAPALANI) CAMPUS								
Mechanical Engineering VDP	195	178	17.4	73.0	9.6	0.0	0.0	91.3	
Computer Science and Engineering	110	105	22.9	62.9	13.3	0.0	1.0	95.5	
Electronics and Communication Engineering	263	230	19.1	63.9	16.5	0.0	0.4	87.5	
	B.Arch/B.Des KATTANKULATHUR/RAMAPURAM								
B.Arch KTR	102	73	11.0	78.1	11.0	0.0	0.0	71.6	
B.Arch RPM	15	8	0.0	100.0	0.0	0.0	0.0	53.3	
B.Des	27	25	12.0	84.0	4.0	0.0	0.0	92.6	
M.Tech programs	KATTANKULATHUR CAMPUS								
M. Tech Structural Engineering	71	71	32.4	67.6	0.0	0.0	0.0	100.0	
Construction Engineering & Management	56	54	40.7	57.4	1.9	0.0	0.0	96.4	
Computer Aided Design	41	38	23.7	60.5	15.8	0.0	0.0	92.7	
Computer Science and Engineering	232	232	33.6	66.4	0.0	0.0	0.0	100.0	
Software Engineering	32	32	50.0	50.0	0.0	0.0	0.0	100.0	
Communication Systems	90	86	14.0	75.6	9.3	0.0	1.2	95.6	
VLSI Design	138	134	14.9	74.6	10.4	0.0	0.0	97.1	
Chemical Engineering	11	11	72.7	27.3	0.0	0.0	0.0	100.0	
Embedded System & Technology	121	119	16.8	78.2	5.0	0.0	0.0	98.3	
Power Electronics & Devices	47	46	39.1	54.3	6.5	0.0	0.0	97.9	
Power Systems	66	66	25.8	71.2	3.0	0.0	0.0	100.0	
Information Technology	67	66	22.7	69.7	6.1	0.0	1.5	98.5	
Biotechnology	53	50	18.0	74.0	8.0	0.0	0.0	94.3	
RS & GIS	11	11	63.6	36.4	0.0	0.0	0.0	100.0	
Biomedical Engineering	39	38	36.8	63.2	0.0	0.0	0.0	97.4	
Computer Integrated Manufacturing	23	23	17.4	73.9	8.7	0.0	0.0	100.0	
Data Base Systems	41	41	17.1	78.0	4.9	0.0	0.0	100.0	
Electronics and Control Engineering	24	23	26.1	65.2	8.7	0.0	0.0	95.8	
Envernment Engineering	13	13	69.2	30.8	0.0	0.0	0.0	100.0	
Food and Nutritional Biotechnology	26	26	46.2	53.8	0.0	0.0	0.0	100.0	
ISCF	57	54	18.5	77.8	3.7	0.0	0.0	94.7	
Genetic Engineering	47	46	26.1	71.7	2.2	0.0	0.0	97.9	

	Total appeared	Total pass	Categorization of Pass					Pass* class (%)	Overall pass (%)
			Distn. (%)	I (%)	II (%)	III %			
Knowledge Engineering	7	7	100.0	0.0	0.0	0.0	0.0	100.0	
Multimedia	5	5	20.0	80.0	0.0	0.0	0.0	100.0	
Geotechnical Engineering	8	12	66.7	33.3	0.0	0.0	0.0	150.0	
Solar Energy	12	6	33.3	66.7	0.0	0.0	0.0	50.0	
TCN	49	41	46.3	53.7	0.0	0.0	0.0	83.7	
Bioinformatics	16	26	50.0	50.0	0.0	0.0	0.0	162.5	
Cloud Computing	20	17	17.6	82.4	0.0	0.0	0.0	85.0	
Robotics	34	36	16.7	80.6	2.8	0.0	0.0	105.9	
Nano Technology	21	20	60.0	35.0	5.0	0.0	0.0	95.2	
M.Tech programs	DELHI CAMPUS								
Computer Science and Engineering	26	26	42.3	57.7	0.0	0.0	0.0	100.0	
VLSI Design	13	12	25.0	75.0	0.0	0.0	0.0	92.3	
RESP	7	7	28.6	71.4	0.0	0.0	0.0	100.0	
OMLERP	7	7	14.3	85.7	0.0	0.0	0.0	100.0	
	M.Arch KATTANKULATHUR								
M.Arch KTR	5	3	66.7	33.3	0.0	0.0	0.0	60.0	
B.Tech Programs	KATTANKULATHUR CAMPUS								
Civil Engineering	112	78	11.5	79.5	9.0	0.0	0.0	69.6	
Mechanical Engineering	245	207	7.7	83.6	8.7	0.0	0.0	84.5	
Computer Science and Engineering	31	25	20.0	80.0	0.0	0.0	0.0	80.6	
Electronics and Communication Engineering	63	29	6.9	75.9	17.2	0.0	0.0	46.0	
Electrical and Electronics Engineering	143	103	17.5	81.6	1.0	0.0	0.0	72.0	
B.Tech Programs	RAMAPURAM CAMPUS								
Civil Engineering	110	80	26.3	72.5	1.3	0.0	0.0	72.7	
Mechanical Engineering	172	116	13.8	77.6	8.6	0.0	0.0	67.4	
Computer Science and Engineering	37	29	20.7	72.4	6.9	0.0	0.0	78.4	
Electronics and Communication Engineering	42	22	9.1	81.8	9.1	0.0	0.0	52.4	
Electrical and Electronics Engineering	138	93	12.9	81.7	5.4	0.0	0.0	67.4	
	RAMAPURAM PART (VADAPALANI) CAMPUS								
Mechanical Engineering	119	109	17.43119	78.89908	3.669725	0	0	91.596639	
Electronics and Communication Engineering	26	15	20	80	0	0	0	57.692308	
M.Tech programs	KATTANKULATHUR CAMPUS								
M.Tech Structural Engineering	71	54	51.9	46.3	1.9	0.0	0.0	76.1	
Construction Engineering & Management	28	25	60.0	40.0	0.0	0.0	0.0	89.3	
Computer Aided Design	31	24	33.3	66.7	0.0	0.0	0.0	77.4	
Computer Integrated Manufacturing	13	10	20.0	80.0	0.0	0.0	0.0	76.9	
Computer Science & Engineering	92	82	67.1	31.7	1.2	0.0	0.0	89.1	
Embedded System Technology	82	75	60.0	36.0	4.0	0.0	0.0	91.5	
Power Electronics & Drives	46	38	42.1	55.3	2.6	0.0	0.0	82.6	

	Total appeared	Total pass	Categorization of Pass					Pass* class (%)	Overall pass (%)
			Distn. (%)	I (%)	II (%)	III %			
Energy Engineering	25	21	61.9	38.1	0.0	0.0	0.0	84.0	
RAMAPURAM CAMPUS									
Structural Engineering	22	16	31.3	62.5	6.3	0.0	0.0	72.7	
Mechanical Engineering	88	85	55.3	41.2	3.5	0.0	0.0	96.6	
KATTANKULATHUR CAMPUS									
MBA	756	718	11.4	84.3	4.3	0.0	0.0	95.0	
RAMAPURAM CAMPUS									
MBA	39	37	21.6	59.5	16.2	0.0	2.7	94.9	
DELHI CAMPUS									
MBA	91	87	6.9	59.8	28.7	0.0	4.6	95.6	
RAMAPURAM PART (VADAPALANI) CAMPUS									
MBA	159	156	20.5	67.3	12.2	0.0	0.0	98.1	
KATTANKULATHUR CAMPUS									
MCA	223	215	25.6	72.6	1.9	0.0	0.0	96.4	
RAMAPURAM CAMPUS									
MCA	64	64	12.5	70.3	17.2	0.0	0.0	100.0	
DELHI CAMPUS									
MCA	125	117	9.4	78.6	12.0	0.0	0.0	93.6	
RAMAPURAM PART (VADAPALANI) CAMPUS									
MCA	56	56	16.1	80.4	3.6	0.0	0.0	100.0	
KATTANKULATHUR CAMPUS									
B.Sc Hotel Management	93	75	28.0	69.3	2.7	0.0	0.0	80.6	
Diploma in Hotel Management	38	30	20.0	73.3	6.7	0.0	0.0	78.9	
DELHI CAMPUS									
B.Sc Hotel Management	47	44	11.4	88.6	4.5	0.0	0.0	93.6	
Diploma in Hotel Management	15	12	0.0	83.3	16.7	0.0	0.0	80.0	
KATTANKULATHUR CAMPUS									
M.Sc. Biotechnology	37	34	64.7	29.4	5.9	0.0	0.0	91.9	
M.Sc Chemistry	5	5	80.0	20.0	0.0	0.0	0.0	100.0	
M.Sc Physics	9	8	62.5	37.5	0.0	0.0	0.0	88.9	
M.Sc Mathematics	9	7	71.4	28.6	0.0	0.0	0.0	77.8	
M.Sc Biotech & Bioinformatics	2	1	0.0	0.0	100.0	0.0	0.0	50.0	
M.Sc.Information Technology	37	30	46.7	43.3	10.0	0.0	0.0	81.1	
M.Sc. Viscom	23	23	69.6	26.1	4.3	0.0	0.0	100.0	
M.Sc CST	1	1	0.0	0.0	100.0	0.0	0.0	100.0	
M.Sc CST - Integrated	4	1	0.0	0.0	100.0	0.0	0.0	25.0	
KATTANKULATHUR CAMPUS									
MA - Journalism and Mass Communication	23	22	68.2	31.8	0.0	0.0	0.0	95.7	
KATTANKULATHUR CAMPUS									

	Total appeared	Total pass	Categorization of Pass						Overall pass (%)
			Distn. (%)	I (%)	II (%)	III %	Pass* class (%)		
MA - Public Admin	12	12	83.3	16.7	0.0	0.0	0.0	100.0	
KATTANKULATHUR CAMPUS									
M.Ed	21	21	0.0	100.0	0.0	0.0	0.0	100.0	
DELHI CAMPUS									
M.Ed	36	34	0.0	100.0	0.0	0.0	0.0	94.4	
KATTANKULATHUR CAMPUS									
M.Phil	5	5	0.0	100.0	0.0	0.0	0.0	100.0	
KATTANKULATHUR CAMPUS									
B.Ed - Tamil	19	19	5.3	94.7	0.0	0.0	0.0	100.0	
B.Ed - English	60	60	0.0	95.0	5.0	0.0	0.0	100.0	
B.Ed - Mathematics	22	22	4.5	95.5	0.0	0.0	0.0	100.0	
B.Ed - Physical Science	13	13	0.0	100.0	0.0	0.0	0.0	100.0	
B.Ed - Biological Science	11	11	18.2	81.8	0.0	0.0	0.0	100.0	
B.Ed - Social Science	18	18	0.0	94.4	5.6	0.0	0.0	100.0	
B.Ed - Commerce & Accountancy	9	9	0.0	100.0	0.0	0.0	0.0	100.0	
B.Ed - Computer	12	12	0	91.66667	8.333333	0	0	100	
DELHI CAMPUS									
B.Ed - English	15	15	0.0	100.0	0.0	0.0	0.0	100.0	
B.Ed - Hindi	10	10	0.0	100.0	0.0	0.0	0.0	100.0	
B.Ed - Sanskrit	5	5	0.0	100.0	0.0	0.0	0.0	100.0	
B.Ed - Mathematics	10	10	10.0	90.0	0.0	0.0	0.0	100.0	
B.Ed - Home Science	19	19	0.0	100.0	0.0	0.0	0.0	100.0	
B.Ed - Physical Science	7	7	14.3	85.7	0.0	0.0	0.0	100.0	
B.Ed - Biological Science	10	10	0.0	100.0	0.0	0.0	0.0	100.0	
B.Ed - Social Science	19	19	0.0	100.0	0.0	0.0	0.0	100.0	
B.Ed - Commerce & Accountancy	20	20	0.0	100.0	0.0	0.0	0.0	100.0	
B.Ed - Computer	4	4	0	100	0	0	0	100	
KATTANKULATHUR CAMPUS									
B.Sc Biotechnology	40	34	50.0	50.0	0.0	0.0	0.0	85.0	
B.Sc IT	26	21	9.5	61.9	28.6	0.0	0.0	80.8	
B.Sc Computer Science	63	45	22.2	46.7	31.1	0.0	0.0	71.4	
B.Sc ISM	38	27	7.4	29.6	37.0	25.9	0.0	71.1	
B.Sc BT & BI	10	9	22.2	55.6	22.2	0.0	0.0	90.0	
B.Sc Viscom	153	136	9.6	67.6	22.8	0.0	0.0	88.9	
KATTANKULATHUR CAMPUS									
B.Com - Commerce	252	180	10.0	46.1	43.9	0.0	0.0	71.4	
B.Com - Accounts & Finance	107	94	8.5	78.7	12.8	0.0	0.0	87.9	
KATTANKULATHUR CAMPUS									
BCA	261	146	11.6	46.6	41.1	0.7	0.0	55.9	
KATTANKULATHUR CAMPUS									
BBA	243	174	17.2	46.0	35.6	1.1	0.0	71.6	
KATTANKULATHUR CAMPUS									

	Total appeared	Total pass	Categorization of Pass					Pass* class (%)	Overall pass (%)
			Distn. (%)	I (%)	II (%)	III %			
BA Journalism and Mass Communication	28	28	17.9	71.4	10.7	0.0	0.0	100.0	
RAMAPURAM PART (VADAPALANI) CAMPUS									
B.Sc Film Technology - Sound	6	5	20.0	60.0	20.0	0.0	0.0	83.3	
B.Sc Film Technology - Direction	12	12	16.7	83.3	0.0	0.0	0.0	100.0	
B.Sc Film Technology - Cinema to graphy	12	11	0.0	45.5	54.5	0.0	0.0	91.7	
B.Sc Film Technology - Eiditing	9	5	0.0	100.0	0.0	0.0	0.0	55.6	
B.Sc Film Technology - graphics & Animation	3	2	0.0	100.0	0.0	0.0	0.0	66.7	
RAMAPURAM PART (VADAPALANI) CAMPUS									
Diploma in Film Acting	2	1	100.0	0.0	0.0	0.0	0.0	50.0	
RAMAPURAM PART (VADAPALANI) CAMPUS									
Diploma in Tamil Arutsunaignar	36	31	48.4	32.3	19.4	0.0	0.0	86.1	
RAMAPURAM PART (VADAPALANI) CAMPUS									
B.Com - Commerce	60	56	10.7	82.1	7.1	0.0	0.0	93.3	
RAMAPURAM PART (VADAPALANI) CAMPUS									
BCA	30	17	17.6	52.9	29.4	0.0	0.0	56.7	
RAMAPURAM PART (VADAPALANI) CAMPUS									
BBA	44	38	10.5	60.5	28.9	0.0	0.0	86.4	
KATTANKULATHUR CAMPUS									
BPT	14	11	0.0	63.6	36.4	0.0	0.0	78.6	
MPT-Obstetrics and Gynecology	3	3	0.0	100.0	0.0	0.0	0.0	100.0	
MPT - Neurology	3	3	0.0	66.7	33.3	0.0	0.0	100.0	
MPT- Sports Physiotherapy	1	1	0.0	100.0	0.0	0.0	0.0	100.0	
MPT - Cardiopolmonary Science	1	1	0.0	0.0	100.0	0.0	0.0	100.0	
MPT - Orthopaedics	4	4	0.0	50.0	50.0	0.0	0.0	100.0	
M.P.T. Paediatrics	1	1	0.0	100.0	0.0	0.0	0.0	100.0	
KATTANKULATHUR CAMPUS									
B.Pharm	51	43	32.6	65.1	2.3	0.0	0.0	84.3	
M.Pharm - Pharmaceutical Analysis	2	2	100.0	0.0	0.0	0.0	0.0	100.0	
M.Pharm - Pharmaceutics	4	4	75.0	25.0	0.0	0.0	0.0	100.0	
M.Pharm - Pharmacology	2	2	50.0	50.0	0.0	0.0	0.0	100.0	
KATTANKULATHUR CAMPUS									
M.Sc.- Medical Surgical Nursing	5	5	80.0	20.0	0.0	0.0	0.0	100.0	
M.Sc - Obstetrics & Gynecology Nursing	5	5	100.0	0.0	0.0	0.0	0.0	100.0	
M.Sc Paediatric Nursing	5	5	60.0	40.0	0.0	0.0	0.0	100.0	
M.Sc Community Health Nursing	4	4	75.0	25.0	0.0	0.0	0.0	100.0	
M.Sc Psychiatric Nursing	5	5	80.0	20.0	0.0	0.0	0.0	100.0	
KATTANKULATHUR CAMPUS									

	Total appeared	Total pass	Categorization of Pass					Pass* class (%)	Overall pass (%)
			Distn. (%)	I (%)	II (%)	III %			
BOT	6	6	0.0	83.3	16.7	0.0	0.0	100.0	
M.O.T. Neurology	3	3	66.7	33.3	0.0	0.0	0.0	100.0	
M.O.T - Paediatrics	3	2	50.0	100.0	0.0	0.0	0.0	66.7	
KATTANKULATHUR CAMPUS									
M.Sc. - Medical (Micro Biology Specialization)	9	9	0.0	77.8	22.2	0.0	0.0	100.0	
M.Sc. - Medical Anatomy	1	1	0.0	100.0	0.0	0.0	0.0	100.0	
M.Sc. - Medical Physiology	2	2	0.0	100.0	0.0	0.0	0.0	100.0	
M.Sc. - Medical Biochemistry	6	6	16.7	50.0	33.3	0.0	0.0	100.0	
RAMAPURAM CAMPUS									
MDS- Oral and Maxillofacial Surgery	7	7	0.0	57.1	42.9	0.0	0.0	100.0	
MDS - Conservative Dentistry & Endodontic	5	5	0.0	20.0	80.0	0.0	0.0	100.0	
MDS - Periodontology	8	8	12.5	75.0	12.5	0.0	0.0	100.0	
MDS - Orthodontics and Dentofacial Orthopaedics	6	6	0.0	100.0	0.0	0.0	0.0	100.0	
MDS- Oral Pathology, Microbiology & Forensic	3	3	0.0	100.0	0.0	0.0	0.0	100.0	
MDS - Public Health Dentistry	2	2	0.0	100.0	0.0	0.0	0.0	100.0	
MDS - Paedodontics & Preventive Dentistry	2	2	0.0	50.0	50.0	0.0	0.0	100.0	
MDS - Oral Medicine and Radiology	3	3	0.0	0.0	100.0	0.0	0.0	100.0	
MDS - Prosthodontics and Crown and Bridge	5	5	0.0	20.0	80.0	0.0	0.0	100.0	
KATTANKULATHUR CAMPUS									
MS (Surgery)	6	5	0.0	60.0	40.0	0.0	0.0	83.3	
MS (Ophthalmology)	2	1	0.0	0.0	100.0	0.0	0.0	50.0	
MS (Orthopaedics)	2	1	0.0	0.0	100.0	0.0	0.0	50.0	
MS (ENT)	2	2	0.0	0.0	100.0	0.0	0.0	100.0	
MS (Obstetrics & Gynaecology)	3	3	0.0	33.3	66.7	0.0	0.0	100.0	
MD (Anatomy)	3	3	0.0	100.0	0.0	0.0	0.0	100.0	
MD (Anaesthesiology)	5	5	0.0	60.0	40.0	0.0	0.0	100.0	
MD (Biochemistry)	2	2	0.0	0.0	100.0	0.0	0.0	100.0	
MD (Dermatology)	2	2	0.0	100.0	0.0	0.0	0.0	100.0	
MD (Microbiology)	3	3	0.0	100.0	0.0	0.0	0.0	100.0	
MD (Paediatrics)	2	2	0.0	0.0	100.0	0.0	0.0	100.0	
MD (Pathology)	1	1	0.0	100.0	0.0	0.0	0.0	100.0	
MD (Pharmacology)	2	2	50.0	50.0	0.0	0.0	0.0	100.0	
MD (Physiology)	3	3	0.0	0.0	100.0	0.0	0.0	100.0	
MD (Psychiatry)	2	2	0.0	0.0	0.0	0.0	0.0	100.0	

	Total appeared	Total pass	Categorization of Pass					Overall pass (%)
			Distn. (%)	I (%)	II (%)	III %	Pass* class (%)	
MD (Pulmonary Medicine)	2	2	50.0	0.0	50.0	0.0	0.0	100.0
MD (Radio Diagnosis)	2	2	0.0	100.0	0.0	0.0	0.0	100.0

*Passed without any assignment of Class

2.12 How does IQAC Contribute/Monitor/Evaluate the Teaching & Learning processes: IQAC organises meetings, reviews the implementation of resolutions of earlier meetings and proposes quality enhancement measures for the forthcoming academic year.

2.13 Initiatives undertaken towards faculty development

Faculty / Staff Development Programmes	Number of faculty benefitted
Refresher courses	162
UGC – Faculty Improvement Programme	42
HRD programmes	12
Orientation programmes	265
Faculty exchange programme	18
Staff training conducted by the university	67
Staff training conducted by other institutions	261
Summer / Winter schools, Workshops, etc.	521
Others	23

2.14 Details of Administrative and Technical staff

Category	Number of Permanent Employees	Number of Vacant Positions	Number of permanent positions filled during the Year	Number of positions filled temporarily
Administrative Staff	710	--	4	--
Technical Staff	1957	--	5	--

CRITERION – III

3. Research, Consultancy and Extension

3.1 Initiatives of the IQAC in Sensitizing/Promoting Research Climate in the institution

1. Coordinated with the directorate of research in compiling the publication history of faculty members of the institute with affiliation to SRMIST.
2. Organisation of research day
3. Awards to faculty members on their publications

3.2 Details regarding major projects

	Completed	Ongoing	Sanctioned	Submitted
Number	36	63	29	60
Outlay in Rs. Lakhs	2363	2284	812	12000

3.3 Details regarding minor projects

	Completed	Ongoing	Sanctioned	Submitted
Number	--	--	--	--
Outlay in Rs. Lakhs	--	--	--	--

3.4 Details on research publications

	International	National	Others
Peer Review Journals	3008	604	--
Non-Peer Review Journals	699	465	--
e-Journals	1116	111	--
Conference proceedings	322	792	--

3.5 Details on Impact factor of publications:

Range	0.017 – 14.683
Average	0.7464
H- Index	30

3.6 Research funds sanctioned and received from various funding agencies, industry and other organisations

Nature of the Project	Duration Year 2013-14	Name of the funding Agency	Total grant Sanctioned Lakhs	Received In Rs. lakhs
Major projects	21	DST,DBT, DST-SERB, DRDO,	583.8	491.83
Minor Projects	-	--	-	
Interdisciplinary Projects	05	ICMR,CSIR, DRDO,UNESCO	165.0	
Industry sponsored	03	Aditya Birla Chemical Ltd, MS Kashi Vishwanath, Kiran Global Chems Ltd	63.1	63.1
Projects sponsored by the University/ College	8	SRMIST	501.0	501.0
Students research projects (other than compulsory by the University)	6	SRMIST	106.67	106.67
Any other(Specify)	--	--	--	--
Total	43		1419.57	1162.6

3.7 No. of books published

i) With ISBN No	118
Chapters in Edited Books	5
ii) Without ISBN No.	--

3.8 No. of University Departments receiving funds from

UGC-SAP	--	CAS	--
DST-FIST	4	DPE	--
DBT Scheme/funds	2	DST (Others)	27

3.9 For colleges

(Not Applicable being a deemed to be University with constituent colleges and university departments)

Autonomy	Not Applicable	CPE DBT	Not Applicable
Star Scheme	Not Applicable	INSPIRE	Not Applicable
CE	Not Applicable	Any Other (specify)	Not Applicable

3.10 Revenue generated through consultancy	35.67 lakhs
--	-------------

3.11 No. of conferences organized by the Institution

Level	International	National	State	University	College
Number	16	25	41	61	NA
Sponsoring agencies	IEEE, ISTE, CSI etc.	GLIM, IEEE, CSI, ISTE etc.	Genetics Associates USA, etc.	IHM NIMSME, etc.	NA

3.12 No. of faculty served as experts, chairpersons or resource persons			
3.13 No. of collaborations	International	National	Any other
	21	112	--
3.14 No. of linkages created during this year	7		
3.15 Total budget for research for current year in lakhs	From funding agencies	From Management of University/ College	Total
	554.93	607.67	1162.6

3.16 No. of patents received this year

Type of Patent		Number
National	Applied	09
	Granted	-
International	Applied	03
	Granted	01
Commercialised	Applied	--
	Granted	--

3.17 No. of research awards/ recognitions received by faculty and research fellows Of the institute in the year

Total	International	National	State	University	Dist	College
112	8	15	8	81	--	NA

3.18 No. of faculty from the Institution who are Ph.D. Guides and students registered under them	325
	1015
3.19 No. of Ph.D. awarded by faculty from the Institution	58

3.20 No. of Research scholars receiving the Fellowships (Newly enrolled + existing ones)

JRF	SRF	Project Fellow	Any other
142	13	1	--

3.21 No. of students Participated in NSS events:

University level	State Level	National level	International level
5120	11	9	--

3.22 No. of students participated in NCC events:

University level	State Level	National level	International level
65	5	1	--

3.23 No. of Awards won in NSS:

University level	State Level	National level	International level
7	3	2	--

3.24 No. of Awards won in NCC:

University level	State Level	National level	International level
2	1	1	--

3.25 No. of Extension activities organized

University forum	College forum	NCC	NSS	Any other
35	Not applicable	15	27	--

3.26 Major Activities during the year in the sphere of extension activities and Institutional Social Responsibility

- Adoption of villages
- Adoption of government schools
- Admission of rural disadvantaged students free of cost
- Flood/Cyclone relief funds to students
- Working with AGARAM foundation in uplifting the economically poor students by providing higher education
- Organization of medical / health camps

CRITERION – IV

4. Infrastructure and Learning Resources

4.1 Details of increase in infrastructure facilities:

Facilities	Existing	Newly created	Source of Fund	Total
Campus area in acres	200.95	--	Fees	200.95
Class rooms	728	52	Fees	780
Laboratories	267	5	Fees	272
Seminar Halls	27	2	Fees	29
No. of important equipments purchased (\geq 1-0 lakh) during the current year.	3307	252	Fees	3559
Value of the equipment purchased during the year (Rs. in Lakhs)	1282	152	Fees	1434
Others	--	--	--	--

4.2 Computerization of administration and library

Fully automated

4.3 Library Services:

	Existing as on 2013		Newly added		Total as on 2014	
	No	Value	No	Value	No	Value
Text books	181301	1010.52	12747	110.46	194048	1120.98
Reference Books	27129	317.86	777	32.07	27906	349.93
No.of Titles	76017		6334		82351	
e-Books	16109	186	0	0	16109	186
National Journals	573	189.8	78	66.85	651	256.65
International Journals	266	20.19	90		356	20.19
e-Journals	6099	125.02	0	0	6099	125.02
Digital database	4	6.19			4	6.19
CD&Video	9401		569		9970	
Others(specify)						
Magazines	208	3.39	10		218	3.39
Databases-Print and Online	2	3.93			2	3.93
Memberships	9	0.81			9	0.81

4.4 Technology up gradation (overall)

	Total Computers for Faculty, Offices, Staff, etc	Total No of Computer Labs	Total No of Systems in Computer Labs	Internet	Browsing Centres	Computer Centres	Office	Departments	Others
Existing	2739	83	1770	1GB-BSNL, 45MBPS-TATA and Airtel	136	325	508	-	-
Added in current year	1207	2	1172	1 GB-BSNL, 155 MBPS- TATA and Airtel,45 MBPS-TATA,20 MBPS-Airtel and TATA	-	-	5	-	30
Total	3946	85	2942	1 GB-BSNL, 155 MBPS for TATA and Airtel and 20 MBPS for TATA and Airtel & 45 MBPS-TATA	-	-	-	-	30

4.5 Computer, Internet access, training to teachers and students and any other programme for technology up gradation (Networking, e-Governance etc.)

Adequate computer access to faculty/staff/students
Training to faculty/staff/students on ICT
Wi-Fi enabled campus
Moving towards paperless office
e-varsity
e- management

4.6 Amount spent on maintenance in lakhs :

I	II	III	IV	
ICT	Campus Infrastructure and facilities	Equipment's	Others	Total
600.00	4995.00	2691.00	2275.00	10561.00

CRITERION – V

5. Student Support and Progression

5.1 Contribution of IQAC in enhancing awareness about Student Support Services

Feedback mechanism put in place
Accreditation of programs by commissions of ABET, USA initiated and achieved.

5.2 Efforts made by the institution for tracking the progression

E varsity, student info, parent info – all ICT based
--

5.3 (a) Total Number of students

UG	PG	Ph. D.	Others Diploma/certificate
33655	4689	1009	929

(b) No. of students outside the state	27453
(c) No. of international students	1033

Men		Women	
No	%	No	%
30614	76	9668	24

Last Year						This Year					
General	SC	ST	OBC	Physically Challenged	Total	General	SC	ST	OBC	Physically Challenged	Total
16352	2312	221	17676	264	36825	17987	2543	192	19348	212	40282

Demand ratio 1:12 Dropout %1

5.4 Details of student support mechanism for coaching for competitive examinations (If any)

Curriculum itself covers the syllabus contents of competitive examinations.
Examination pattern includes MCQs
Training on aptitude/quantitative /communication aspects through mandatory personality developed courses embedded in the curriculum.
Comprehension courses mirroring the competitive examination syllabus

No. of students beneficiaries	28606
-------------------------------	-------

5.5 No. of students qualified in these examinations

NET	SET/SLET GATE	CAT	IAS/IPS etc	UPSC	State PSC	Others (GRE etc.)
3	126	188	2	4	2	2800

5.6 Details of student counselling and career guidance

<ul style="list-style-type: none"> A faculty counsellor is appointed for every 20-30 students Placement coordinator for every department to carry out career counselling Professional (Psychiatry) counselling by full time doctors 	No. of students benefitted
	4125

5.7 Details of campus placement

<i>On campus</i>			<i>Off Campus</i>
Number of Organizations Visited	Number of Students Participated	Number of Students Placed	Number of Students Placed
265	5360	4280	752

5.8 Details of gender sensitization programmes

Director of Student Affairs takes care of gender sensitizing issues by organizing series of programs
--

5.9 Students Activities

5.9.1 No. of students participated in Sports Games and other events

State/ University level	National level	International level
192	162	9

No. of students participated in cultural events

State/ University level	National level	International level
201	42	2

5.9.2 No. of medals /awards won by students in Sports, Games and other events

	State/ University level	National level	International level
Sports	32	15	3
Cultural	4	4	--

5.10 Scholarships and Financial Support

	Number of students	Amount
Financial support from institution	2262	Rs. 2200 lakhs
Financial support from government	--	--
Financial support from other sources	--	--
Number of students who received International/ National recognitions	--	--

5.11 Student organised / initiatives

	State/ University level	National level	International level
Fairs	3	5	1
Exhibition	3	2	1

5.12 No. of social initiatives undertaken by the students

12

5.13 Major grievances of students (if any) redressed

Nil

CRITERION – VI

6. Governance, Leadership and Management

6.1 State the Vision and Mission of the institution

Vision

To emerge as a World - Class University in creating and disseminating knowledge, and providing students a unique learning experience in Science, Technology, Medicine, Management and other areas of scholarship that will best serve the world and betterment of mankind.

Mission

MOVE UP through international alliances and collaborative initiatives to achieve global excellence.

ACCOMPLISH A PROCESS to advance knowledge in a rigorous academic and research environment.

ATTRACT AND BUILD PEOPLE in a rewarding and inspiring environment by fostering freedom, empowerment, creativity and innovation.

6.2 Does the Institution has a management Information System

Yes, SRM Institute of Science and Technology has Management Information System.

6.3 Quality improvement strategies adopted by the institution for each of the following:

6.3.1 Curriculum Development

- Student feedback
- Outcome Based Education.
- External experts from Industry and Institutes in Board of studies.
- Curriculum revision to meet the industry demands.
- Input from Industrial advisory / International advisory boards.

6.3.2 Teaching and Learning

- Digital courseware.
- Mapping student outcomes / instructional objectives and program educational objectives.
- Uploading lesson plan / question paper keys.
- Active learning laboratories.
- Use of Internet, ppt presentation during class room teaching.

6.3.3 Examination and Evaluation

- Internal assessment: End-semester exam = 50:50.
- Cycle tests/ Surprise tests/ Model examination/ Assignments/ term papers for internal assessment.
- Record of internal assessment fully computerised.
- Central valuation for end semester examinations.
- Results processing fully computerised.

6.3.4 Research and Development

- Ph.D programs in all disciplines.
- Funded projects by industries / government departments/ industries.
- Funded projects by the university.

- Award/ filing of patents.
- Publication in peer reviewed journals.
- Incentives for faculty publishing papers / getting funded projects .
- Special incentives for faculty holding Ph.D degrees.
- Sponsorship to present papers in / attend international /national conferences.

6.3.5 Library, ICT and physical infrastructure / instrumentation

- Fully automated, well stocked, air-conditioned central library – 5 storey block.
- Student records/ attendance/ internal marks/ fee payments/ fully computerised.
- Entire correspondence through e-mails; moving towards paperless office.
- Purchase / salary / leave records of faculty/ applying leave etc. fully computerised.
- Wi-Fi enabled campus .
- In-house facility to fabricate lab equipments.
- Maintenance of lab equipment by university instrumentation centre under ITKM.

6.3.6 Human Resource Management

- Dedicated directorate for HR.
- Well laid policy for recruitment / upward mobility.
- Dedicated directorate for faculty Development.
- Organization of in-house faculty development programs.

6.3.7 Faculty and Staff recruitment

- Well laid out policy and process.
- Interview panel consisting of external / internal experts.
- Advertisement in leading national dailies.
- Online submission of resume.

6.3.8 Industry Interaction / Collaboration

- A dedicated Institute Industry Interaction Cell (IIIC) headed by Dean.
- Collaborative MoUs with 42 industries in India.

6.3.9 Admission of Students

Through SRM Entrance Examination nationwide followed by counselling for engineering / MBBS programs :

6.4 Welfare schemes for

Teaching	Yes
Non teaching	Yes
Students	Yes

6.5 Total corpus fund generated	500 lakhs
---------------------------------	-----------

6.6 Whether annual financial audit has been done	Yes	No
	✓	

6.7 Whether Academic and Administrative Audit (AAA) has been done?

Audit Type	External		Internal	
	Yes/No	Agency	Yes/No	Authority
Academic	Yes	EAC/CAC of ABET, (www.abet.org).	No	No
Administrative	No	No	No	No

6.8 Does the University/ Autonomous College declares results within 30 days?

	Yes	No
For UG Programmes	✓	
For PG Programmes	✓	

6.9 What efforts are made by the University/ Autonomous College for Examination Reforms?

- Answer scripts review in the presence of student and faculty who has corrected them.
- Result process fully computerised with foolproof security system in place.
- Multiple Choice Questions.

6.10 What efforts are made by the University to promote autonomy in the affiliated/constituent colleges?

- Budget allocation to constituent colleges for their spending.
- Decentralization of powers in personnel management

6.11 Activities and support from the Alumni Association

- Exhaustive alumni database.
- Alumni providing funds for infrastructure.
- Alumni facilitating campus placement
- Alumni delivering technical lectures
- Alumni facilitating internship for students
- Alumni aiding in collaborative initiatives

6.12 Activities and support from the Parent – Teacher Association

- Feedback on various processes
- Collective efforts to reforming erring students
- Parent occupying prestigious official / social positions helping the institute on various areas

6.13 Development programmes for support staff

- ICT training
- Incentives for higher studies
- Absorption in teaching cadre once they acquire requisite qualification and if found suitable
- Language training
- Technical training

6.14 Initiatives taken by the institution to make the campus eco-friendly

- Tree plantation
- Minimizing water wastage
- Deployment of solar heaters and lighting
- Rainwater harvesting
- LED lamps
- Imbibing waste consciousness by training programs
- Minimising use paper

CRITERION – VII

7. Innovations and Best Practices

7.1 Innovations introduced during this academic year which have created a positive impact on the functioning of the institution. Give details.

Exhaustive faculty appraisal system which imparted motivation to faculty members and enabled them to set goals and work towards the same

7.2 Provide the Action Taken Report (ATR) based on the plan of action decided upon at the beginning of the year

Accreditation of four programs by Engineering Accreditation Commission (EAC) and one program by Computing Accreditation Commission (CAC) of ABET, USA (www.abet.org)	Successful
Efforts towards achieving world university rankings	MoU with ICAA in progress
Efforts towards getting UPE status	Report under preparation
Complete revision of UG/PG curriculum for Engg&Tech.	Completed

7.3 Give two Best Practices of the institution(*please see the format in the NAAC Self-study Manuals*)

1. Title of the Practice I

This title should capture the keywords that describe the practice.

SEMESTER ABROAD PROGRAM (SAP) – a program meant for advanced learners

2. Objectives of the Practice

What are the objectives / intended outcomes of this “best practice” and what are the underlying principles or concepts of this practice (in about 100 words)?

SRM University is recognized across the country for its high standards of education, exciting opportunities and excellent placement. To maintain its top position, the University is spearheading with Semester Abroad Program (SAP), a unique initiative providing its students an international exposure and global opportunities. This, we believe, is the first of its kind in India.

3. The Context

What were the contextual features or challenging issues that needed to be addressed in designing and implementing this practice (in about 150 words)?

Under the Semester Abroad Program the students are allowed to take-up a few courses and /or a Major project in reputed foreign universities for ONE semester. The credits earned in the foreign university through the SAP will be translated into SRM credits, by an approved conversion procedure, and taken for consideration for the award of the degree by SRM University. After the study period at a foreign university the students return to SRM University to continue with the degree program for which they were enrolled, and after fulfilling all the necessary conditions laid out in the regulations of SRM University, the student will become eligible for the award of the degree.

4. The Practice

Describe the practice and its uniqueness in the context of India higher education. What

were the constraints / limitations, if any, faced (in about 400 words)? Selection Criteria and procedure:

It is a transparent process giving adequate consideration to:

- Academic performance
- Ambition and excitement level
- Communication skills
- Family financial background to support
- Above all the recommendation of the department concerned
- An information session will be held in February and July every year in all campuses
- After the information session the interested students should register with OIR in the prescribed format with all supporting documents, before the deadline date.
- A one-to-one counselling session will be held to all registered students by a committee consisting of the Dean, Office of the International Relations, faculty Director / Associate Director, Director (Research) and the Head of the Department.
- The shortlisted students should submit 2 undertakings – one by the student and the other by the parent – and proceed with all the academic and non-academic requirements of SRM and the host university
- A separate one-to-one interview will be held for awarding few scholarships to select prestigious universities like MIT, Cornell, etc

	FALL TERM	SPRING TERM
Registration with OIR	January to till the interview date	July to till the interview date
Interview by SRM committee	End February	End August
Announcement of shortlisted names	Mid-March	Mid September
Last date for withdrawal	15 days from the date of announcement of shortlisted names	15 days from the date of announcement of shortlisted names
Last date for applying to foreign university	As per the dead lines of the foreign university – tentatively 15th May	As per the dead lines of the foreign university – tentatively 15th October
Expected admission letter	Mid -July	First week of December
Leave SRM	From 15th August	From first week of January

5. Evidence of Success

Provide evidence of success such as performance against targets and benchmarks, review results. What do these results indicate? Describe in about 200 words.

- Provides an unique opportunity to gain international learning and living experience
- Brighten the career opportunities both in India and Overseas
- Get an opportunity to work with eminent professors of the universities and upon proving their mettle stand a good chance of getting direct admission to subsequent higher studies

in that university or in other universities.

- Get an opportunity to work in cross-cultural, multi-national environment.
- Acquire or improve self-confidence and independency
- Fulfils one's life time ambition to stay ahead at the top

6. Problems Encountered and Resources Required

Please identify the problems encountered and resources required to implement the practice (in about 150 words).

- To sign MoUs with top notch universities across the globe so that they become partners with SRM in implementing the program.
- Earmark funds for the students to meet their travel, boarding and tuition fee expenditure
- To put in place an unbiased selection process in place.
- Orient the meritorious students from rural background to become confident enough to make us of the program
- Adjustment of credits earned during the study abroad
- Arranging special classes for students to enable them undergo courses which they might have missed at SRM while studying a semester abroad.

7. Notes

Optional. Please add any other information that may be relevant for adopting/ implementing the Best Practice in other institutions (in about 150 words).

Title of the Practice II

This title should capture the keywords that describe the practice.

COMPENSATORY CLASSES – a program meant for slow learners

1. Objectives of the Practice

What are the objectives / intended outcomes of this “best practice” and what are the underlying principles or concepts of this practice (in about 100 words)?

To enable slow learners to complete the courses in their own pace and provide an opportunity to students who are unable to sit for the end semester examinations due to lack of attendance.

2. The Context

What were the contextual features or challenging issues that needed to be addressed in designing and implementing this practice (in about 150 words)?

Compensatory courses may be announced by a School/Department, by the Deans/HODs, with the approval of the Director (Engg&Tech). The course will be conducted during the regular academic session either during the weekends or in the evenings after the regular classes as decided by the Director (Engg&Tech) and the number of hours that will be conducted will be 75% of the hours specified in the curriculum for a course. Maximum two courses will be permitted to a student during the semester and the student has to have at least 75% attendance in these courses.

4. The Practice

Describe the practice and its uniqueness in the context of India higher education. What were the constraints / limitations, if any, faced (in about 400 words)?

- The evaluation process for compensatory courses consists of only end semester examinations and no internal assessment process. Student shall have to score the passing minimum in the end semester examination only and the marks scored in which will be given full weight age.
- Courses will be offered by the departments only to students detained for lack of attendance in those courses (Grade W, R.18.1). No student should register for more than two compensatory courses offered during a semester and totally not more than 8 courses in the normal duration of

study.

- Compensatory courses will be announced after the publication of results of end semester examinations of odd/even semester and the conduct of these courses will not go beyond the last working day of the semester. A student will have to register within the time stipulated in the announcement by paying the prescribed fees.
- No student who has got 'W' grade, (that is, the student who has been detained for want of attendance in a particular course) can appear for end semester examinations for that course without undergoing the compensatory classes for that course.
- Withdrawal from Compensatory courses is not permitted.
- Student who has obtained U grade in a course shall not register for compensatory course for that course.

Evidence of Success

Provide evidence of success such as performance against targets and benchmarks, review results. What do these results indicate? Describe in about 200 words.

- Students are able to achieve a pass percentage as near to the regular one
- Out of 7/8 courses in a semester, they can do 1 /2 under compensatory courses thereby lightening their burden according to their capacity during regular study
- Students who suffer from lack of attendance due to unfortunate circumstances like medical problems, loss of near and dear ones in the family make use of these courses

6. Problems Encountered and Resources Required

Please identify the problems encountered and resources required to implement the practice (in about 150 words).

- Even some capable students sometimes opt for these courses practice of which is to be discouraged.
- Being a small group, faculty sometimes tend to be liberal in awarding marks in these courses

7. Notes

Optional. Please add any other information that may be relevant for adopting/ implementing the Best Practice in other institutions (in about 150 words).

--

7.4 Contribution to environmental awareness / protection

- Tree plantation
- Minimizing water wastage
- Deployment of solar heaters and lighting
- Rainwater harvesting
- LED lamps
- Imbibing waste consciousness by training programs
- Minimising use paper

7.5 Whether environmental audit was conducted?

Yes	No
	✓

7.6 Any other relevant information the institution wishes to add. (for example SWOT Analysis)

Strengths:

- Sprawling beautiful campuses in four places
- Great infrastructure facilities.
- Excellent student support with hostels, library, scholarships, health care etc
- Transparent admission policy
- Clearly defined Vision and Mission

- Wide number of UG, PG, M.Phil, Ph.D programs in Engineering, Medicine, Health Sciences, Management, Science and Humanities.
- Qualified and efficient faculty
- Updated curriculum and syllabi
- Effective Teaching-learning process with use of ICT.
- e-governance and e-varsity
- Semester scheme with continuous assessment.
- Methodical and transparent evaluation process
- Strong research culture with significant research output.
- Community oriented extension activities.
- Enviaible placement record
- Networking with industries/institutions
- Scholarships and freeships
- Sports and cultural facilities
- Directorates for welfare and development of students and faculty
- SAP, FAP, TG, programs
- Guidance and counseling
- Personality and skill development programs

Weakness

- Ph.D qualified faculty
- Qualified faculty for appointment as Associate professors.
- Adjunct faculty to visit and teach specialized subjects.
- Faculty exchange with reputed universities
- Number of foreign professors and students.
- Sponsored projects and grants
- Paper publications, books and patents.

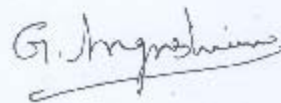
Challenges:

- To recruit Ph.D qualified and competent faculty
- To get specialized guest and visiting faculty
- To maximize ICT enabled pedagogy
- To computerize the remaining activities and to ensure e-governance
- To motivate the faculty to get Ph.D at the earliest.
- To attract more industries for placement, in plant training and project works.
- To inspire faculty towards purposeful research by getting research grants, publishing papers and claiming patents.
- To create the attitude and mindset among all stakeholders towards a feeling of 'Ownership' regarding the university.

8. Plans of institution for next year


- To revise the curriculum and syllabus for programs in 2014-15 to adhere to the UGC guidelines on CBCS
- To take efforts to perform strongly in the parameters of World University Rankings
- To go for Re- accreditation of four engineering programs by ABET
- To go for accreditation of programs by IET

Name : Prof. G. Augustine Maniraj Pandian



Signature of the co-ordinator (IQAC)

Name : Dr. T.P. Ganesan
Vice Chancellor(i/c)


VICE CHANCELLOR

Signature of Vice Chancellor (i/c)

**ACADEMIC CALENDAR
ANNEXURE I**

ACADEMIC SCHEDULE 2013-2014

ODD SEMESTER

	UG			PG	
	Freshers	II and III B.Tech.	IV B.Tech.	Freshers	II M.Tech.
Commencement of Odd Semester	15.07.2013 (KTR) 19.07.2013(RPM) 22.07.2013(NCR) 24.07.2013(VDP)	03.07.2013	19.06.2013	29.07.2013 (All campuses)	03.07.2013
Commencement of Cycle Test – I	07.08.2013	29.07.2013		04.09.2013	19.08.2013
Commencement of Cycle Test – II	04.09.2013	26.08.2013		NA	NA
Commencement of Model Exam	11.11.2013	23.10.2013		20.11.2013	23.10.2013
Last Working Day	20.11.2013	01.11.2013		27.11.2013	01.11.2013
Commencement of University Theory Examinations	29.11.2013	11.11.2013		06.12.2013	11.11.2013
Winter Vacation	06.11.2013 – 17.12.2013				
Reporting date for Faculty - EVEN Semester	18.12.2013				
Reopening date for students - EVEN Semester	23.12.2013				

EVEN SEMESTER (ALL PROGRAMMES)

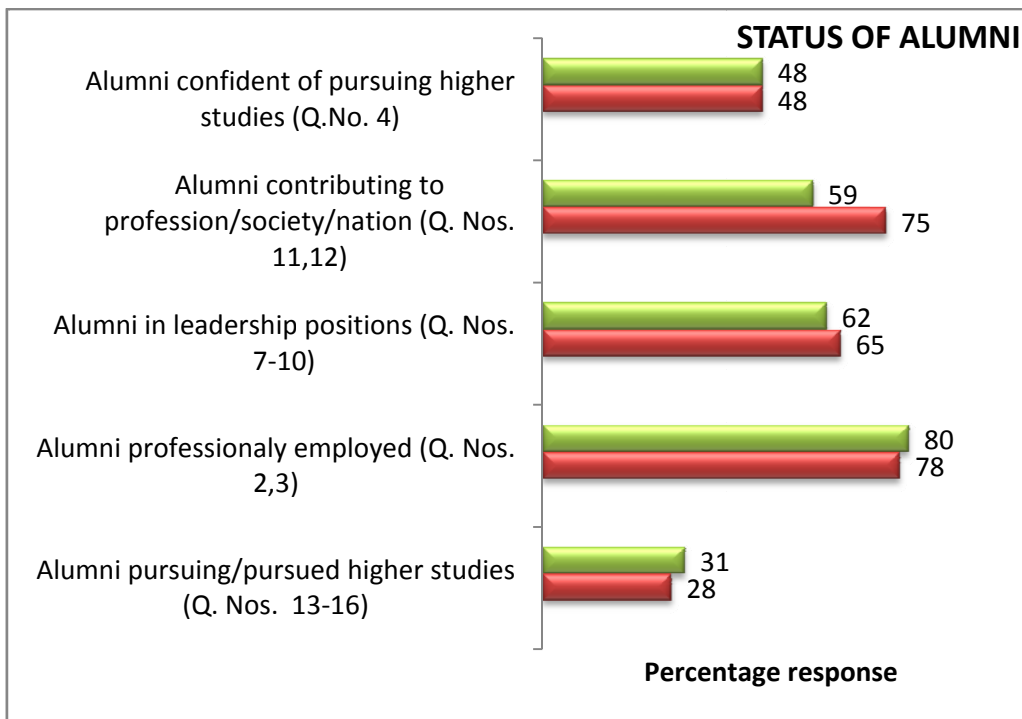
	UG	PG
Commencement of EVEN Semester	23.12.2013	23.12.2013
Commencement of Cycle Test – I	05.02.2014	17.02.2014
Commencement of Cycle Test – II	05.03.2014	NA
Commencement of Model Exam	15.04.2014	15.04.2014
Last Working Day	25.04.2014	
Commencement of University Theory Examinations	05.05.2014	
Summer Vacation	30.04.2014 – 24.06.2014	
Reporting date for Faculty – ODD Semester	25.06.2014	
Reopening Date for Students – ODD Semester	02.07.2014	

Odd Semester (All Programs)

Even Semester (All Programs)

	UG	PG
Commencement of EVEN semester	23.12.2013	23.12.2013
Commencement of Cycle test – I	05.02.2014	17.02.2014
Commencement of Cycle test – II	05.03.2014	NA
Commencement of Model Exam	15.04.2014	15.04.2014
Last working day	25.04.2014	
Commencement of University Theory Examinations	05.05.2014	
Summer Vacation	30.04.2014 – 24.06.2014	
Reporting date for Faculty – ODD Semester	25.06.2014	
Reopening date for students – ODD semester	02.07.2014	

DEPARTMENT OF CIVIL ENGINEERING
ALUMNI SURVEY



CAS	-	Career Advanced Scheme
-----	---	------------------------

Abbreviations: CAT -
CBCS - Choice

Based Credit System

- CE - Centre for Excellence
- COP - Career Oriented Programme
- CPE - College with Potential for Excellence
- DPE - Department with Potential for Excellence
- GATE - Graduate Aptitude Test
- NET - National Eligibility Test
- PEI - Physical Education Institution
- SAP - Special Assistance Programme
- SF - Self Financing
- SLET - State Level Eligibility Test
- TEI - Teacher Education Institution
- UPE - University with Potential Excellence
- UPSC - Union Public Service Commission
